



survey title:

**2007 Survey of the Biblioblogosphere** [Edit Title](#)

[design survey](#)

[collect responses](#)

[analyze results](#)

- [View Summary](#)
- [Browse Responses](#)
- [Filter Responses](#)
- [Download Responses](#)
- [Share Responses](#)



## Response Summary

**Active Filter:** 41-50 [Edit Filter](#) [Unapply Filter](#)

**Unfiltered Total:** 839

**Filtered Total:** 161

[Show this Page Only](#)

Page: Introduction

### 1. What is your gender?

	Response Percent	Response Count
Female	72.7%	117
Male	27.3%	44
Other	0.0%	0
<b>answered question</b>		<b>161</b>
<b>skipped question</b>		<b>0</b>

### 2. What is your age?

	Response Percent	Response Count
Under 24	0.0%	0
24 to 30	0.0%	0
31 to 40	0.0%	0
<b>41 to 50</b>	<b>100.0%</b>	<b>161</b>
51 to 60	0.0%	0
Over 60	0.0%	0
<b>answered question</b>		<b>161</b>
<b>skipped question</b>		<b>0</b>

### 3. Where do you live?

	Response Percent	Response Count
Northeastern United States	16.2%	26
Southeastern United States	12.4%	20

Southwestern United States		10.6%	17
California		6.8%	11
Northwestern United States		4.4%	7
<b>Midwestern United States</b>		<b>18.6%</b>	<b>30</b>
Mountain States		3.1%	5
Non-Continental United States		0.0%	0
Eastern Canada		2.5%	4
Western Canada		1.9%	3
Middle of Canada		2.5%	4
Mexico and Central America		0.0%	0
Australia		5.6%	9
South America		0.6%	1
Western Europe and UK		7.5%	12
Eastern Europe		0.0%	0
Asia		1.2%	2
Africa		0.6%	1
view Other (please specify)		5.6%	9
		<b>answered question</b>	<b>161</b>
		<b>skipped question</b>	<b>0</b>

**4. What sort of area do you live in?**

		Response Percent	Response Count
<b>Large Urban Area</b>		<b>32.5%</b>	<b>51</b>
Smaller Urban Area		24.2%	38
Suburban Area Near a Big City		20.4%	32
Suburban Area Not Near a Big City		6.4%	10
Rural Area		14.7%	23
view Other (please specify)		1.9%	3
		<b>answered question</b>	<b>157</b>
		<b>skipped question</b>	<b>4</b>


**5. Do you have an MLS, MLIS, MSIS, etc.?**

		Response Percent	Response Count
<b>Yes</b>		<b>73.9%</b>	<b>119</b>
No		16.2%	26
Am in the process of earning it		9.9%	16

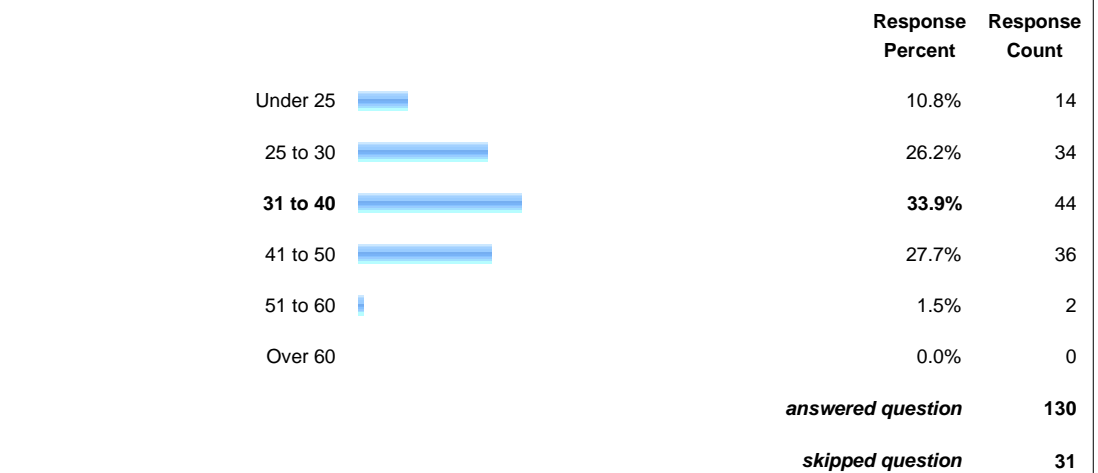
**answered question** 161

**skipped question** 0

**6. Do you have any other advanced degrees (check all that apply)?**



**7. If you have an MLS, at what age did you (or will you) receive your degree in library science/librarianship/etc?**



**8. What sort of setting do you work in?**



Small Public Library (serving 10,001 to 40,000)		8.1%	13
Medium-Sized Public Library (serving 40,001 to 99,999)		8.7%	14
<b>Large Public Library (serving 100,000 and up)</b>		<b>19.9%</b>	<b>32</b>
Small Academic Library (3,000 or fewer students)		6.2%	10
Medium-Sized Academic Library (3,001 to 15,000 students)		8.1%	13
Large Academic Library (more than 15,000 students)		12.4%	20
School Library (K-12)		6.8%	11
Corporate Library		1.9%	3
Government Library/State Library		1.9%	3
Museum/Archive/Historical Society		0.0%	0
Law Library		1.9%	3
Medical/Health Science Library		1.9%	3
Any other Special Library		1.9%	3
Library School		0.6%	1
Library Consortium or System (NSLS, SEFLIN, PALS, etc.)		3.7%	6
Vendor		1.2%	2
I'm not employed		4.4%	7
Other (please specify)		8.7%	14
		<b>answered question</b>	<b>161</b>
		<b>skipped question</b>	<b>0</b>

**9. What best describes the sort of work you do? Please choose the one that best describes what you do most often in your job. If none come close to fitting, please choose other and list your job title.**

	Response Percent	Response Count
General Public Services	9.3%	15
<b>Reference</b>	<b>16.8%</b>	<b>27</b>
Instruction	3.1%	5
Outreach	1.2%	2
Subject Liaison	0.6%	1
Youth Services	6.2%	10
Access Services	0.0%	0
Circulation	0.6%	1
Information Delivery/ILL	1.2%	2





General Tech Services		1.2%	2
Cataloging		3.7%	6
Acquisitions/Collection Development		2.5%	4
Distance Learning		0.0%	0
Web Development		5.0%	8
Systems/IT		5.0%	8
Electronic Resources		4.4%	7
Computer Programming		0.0%	0
Instructional Technologies/Emerging Technologies		2.5%	4
Archivist/Records Manager		0.0%	0
Administrator		7.5%	12
Solo Librarian		7.5%	12
Member Services		2.5%	4
Consultant		1.2%	2
Professor		1.9%	3
Unemployed		0.6%	1
Other (please specify)		15.5%	25
		<b>answered question</b>	<b>161</b>
		<b>skipped question</b>	<b>0</b>

**10. What point are you at in your career?**

		<b>Response Percent</b>	<b>Response Count</b>
Library student		2.5%	4
New grad looking for a job		2.5%	4
Working less than 1 year in the profession		1.2%	2
Working in the profession for 1-3 years		6.8%	11
Working in the profession for 4-6 years		11.8%	19
Working in the profession for 7-10 years		14.9%	24
<b>Working in the profession for 11-15 years</b>		<b>20.5%</b>	<b>33</b>
Working in the profession for 16-20 years		19.9%	32
Working in the profession for more than 20 years		16.8%	27

 view	Other (please specify) 	3.1%	5
		<b>answered question</b>	<b>161</b>
		<b>skipped question</b>	<b>0</b>









**11. Does your job require you to manage others?**

	Response Percent	Response Count	
Yes, I am the direct supervisor of other professional/non-professional staff members 	46.6%	75	
<b>No</b> 	<b>49.7%</b>	<b>80</b>	
 view Other (please specify) 	3.7%	6	
		<b>answered question</b>	<b>161</b>
		<b>skipped question</b>	<b>0</b>




Show this Page Only

**Page: Blog Demographics**

**12. How long have you had your primary blog?**



	Response Percent	Response Count	
Less than 4 months 	17.8%	26	
4-8 months 	15.8%	23	
9 months – 1 year 	14.4%	21	
13 months to 2 years 	17.1%	25	
<b>25 months to 3 years</b> 	<b>19.2%</b>	<b>28</b>	
37 months to 4 years 	8.9%	13	
49 months to 5 years 	3.4%	5	
61 months to 6 years 	2.7%	4	
73 months to 7 years	0.7%	1	
More than 7 years	0.0%	0	
		<b>answered question</b>	<b>146</b>
		<b>skipped question</b>	<b>15</b>

**13. What software/service do you currently use to publish your primary blog?**



	Response Percent	Response Count
Wordpress 	23.3%	34
Moveable Type 	3.4%	5
<b>Blogger</b> 	<b>56.9%</b>	<b>83</b>

Typepad		3.4%	5
LiveJournal		2.7%	4
MySpace		2.1%	3
Ning		0.7%	1
Self-designed/custom		1.4%	2
 Other (please specify)		6.2%	9
		<b>answered question</b>	<b>146</b>
		<b>skipped question</b>	<b>15</b>



**14. Do you blog anonymously?**

		Response Percent	Response Count
Yes		26.7%	39
No		73.3%	107
		<b>answered question</b>	<b>146</b>
		<b>skipped question</b>	<b>15</b>

**15. If your primary blog is not sponsored by your place of employment, do people at work know about your blog?**

		Response Percent	Response Count
Yes		69.9%	86
No		10.6%	13
Not sure		19.5%	24
		<b>answered question</b>	<b>123</b>
		<b>skipped question</b>	<b>38</b>

**16. Was this your first blog?**

		Response Percent	Response Count
Yes		69.9%	102
No		30.1%	44
		<b>answered question</b>	<b>146</b>
		<b>skipped question</b>	<b>15</b>

**17. When did you first start blogging?**

		Response Percent	Response Count
1997 or earlier		0.7%	1
1998		0.7%	1

1999		1.4%	2
2000		1.4%	2
2001		3.4%	5
2002		8.2%	12
2003		6.9%	10
2004		11.0%	16
2005		19.9%	29
2006		21.9%	32
<b>2007</b>		<b>24.7%</b>	<b>36</b>
		<b>answered question</b>	<b>146</b>
		<b>skipped question</b>	<b>15</b>

**18. Do you contribute to more than one blog?**

	Response Percent	Response Count
Yes	63.0%	92
No	37.0%	54
		<b>answered question</b>
		<b>skipped question</b>

**19. What type of blog(s) do you have? Please choose a single answer for each individual blog you have.**

	Response Percent	Response Count
<b>Personal blog (1 author)</b>	<b>61.6%</b>	90
Collaborative personal blog (more than 1 author)	12.3%	18
Professional blog (1 author)	37.7%	55
Collaborative professional blog (more than 1 author)	26.7%	39
Internal staff blog	11.0%	16
Official library blog for patrons	23.3%	34
Official library blog for librarians (ALA TechSource Blog, PLA Blog, LITA Blog, etc.)	6.2%	9
Other (please specify)	5.5%	8
		<b>answered question</b>
		<b>skipped question</b>

**20. Please choose the top three reasons why you blog.**



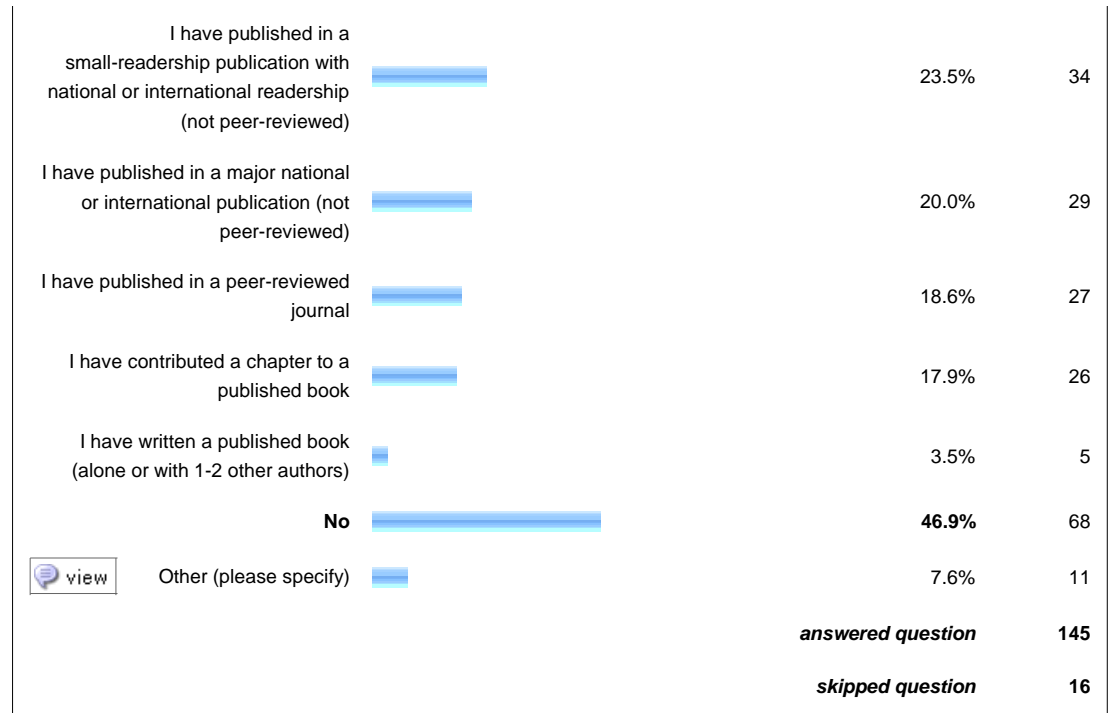
		Response Percent	Response Count
<b>To share ideas with others</b>		74.0%	108
To record ideas for myself / to keep current		37.7%	55
To network / to become part of a community		32.9%	48
To reach out to patrons or clients		34.3%	50
For self-promotion / career advancement / make a name for myself		12.3%	18
To write / to develop my writing skills		17.8%	26
To process ideas / to clarify my thinking on certain issues		21.2%	31
To contribute to the profession		26.7%	39
No one else was writing about my specific topic / to represent the underrepresented		6.9%	10
To vent my frustrations		5.5%	8
Other (please specify)		7.5%	11
<b>answered question</b>			<b>146</b>
<b>skipped question</b>			<b>15</b>

**21. Do you receive any revenue from blogging?**

		Response Percent	Response Count
Yes, I get paid specifically to blog.		0.7%	1
Yes, I receive ad revenue.		1.4%	2
Yes, I earn revenue from licensing my blog content.		0.7%	1
I earn revenue from more than one of these means.		0.7%	1
<b>No</b>		94.5%	138
Other (please specify)		2.1%	3
<b>answered question</b>			<b>146</b>
<b>skipped question</b>			<b>15</b>

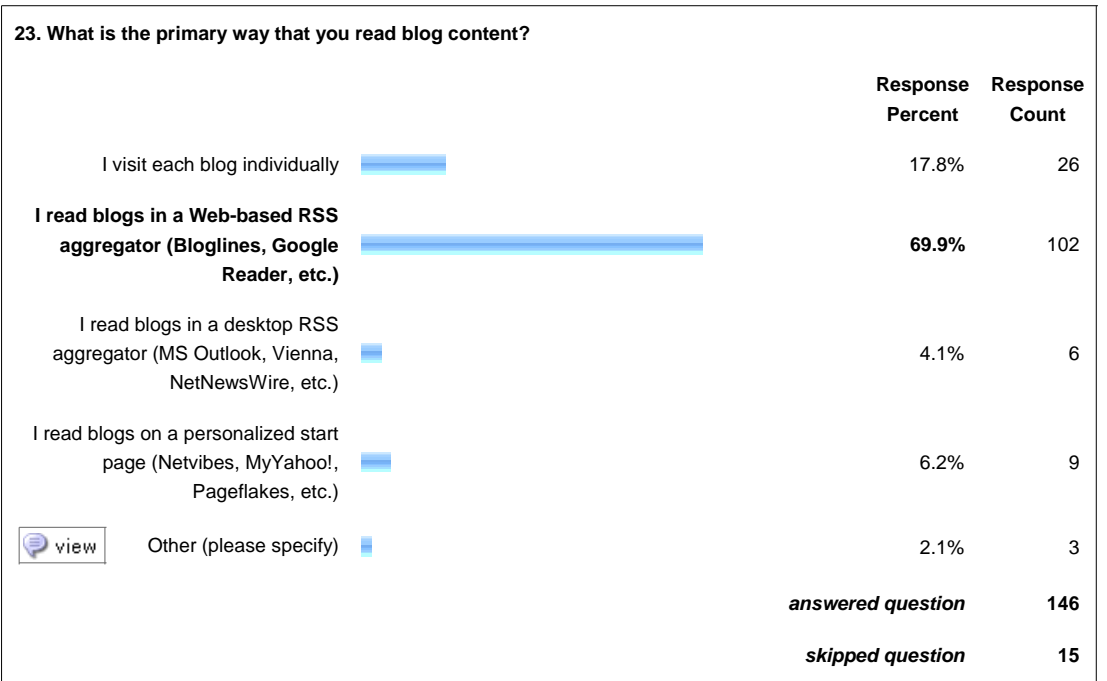
**22. In addition to publishing content on your blog, do you publish in the professional literature? (Choose all that apply)**

		Response Percent	Response Count
I have published in a local or state publication (not peer-reviewed)		27.6%	40



Show this Page Only

Page: Attitudes and Behaviors



101 to 150		9.6%	14
151 to 200		4.1%	6
more than 200		9.6%	14
<b>answered question</b>			<b>146</b>
<b>skipped question</b>			<b>15</b>

**25. What other social networking tools do you use to network with people in the profession (choose all that apply)?**

		Response Percent	Response Count
Instant Messaging		45.6%	57
Wikis		46.4%	58
<b>Flickr</b>		<b>56.8%</b>	71
MySpace		22.4%	28
Facebook		40.8%	51
Twitter		21.6%	27
Ning		31.2%	39
LinkedIn		30.4%	38
Other (please specify)		16.0%	20
<b>answered question</b>			<b>125</b>
<b>skipped question</b>			<b>36</b>

**26. How would you rate yourself on the following qualities?**

	Definitely	Pretty-much	Somewhat	Barely	Not at all	N/A	Rating Average	Response Count
Open to change	<b>58.9% (86)</b>	37.0% (54)	4.1% (6)	0.0% (0)	0.0% (0)	0.0% (0)	1.45	146
Tech-savvy	33.6% (49)	<b>44.5% (65)</b>	19.2% (28)	2.7% (4)	0.0% (0)	0.0% (0)	1.91	146
A leader in innovation at my place of work	36.3% (53)	<b>37.0% (54)</b>	21.2% (31)	2.1% (3)	0.7% (1)	2.7% (4)	1.91	146
Happy at my job	<b>38.6% (56)</b>	<b>38.6% (56)</b>	15.2% (22)	4.1% (6)	1.4% (2)	2.1% (3)	1.89	145
<b>answered question</b>								<b>146</b>
<b>skipped question</b>								<b>15</b>

[Terms of Use](#) [Privacy Statement](#) [Opt Out/Opt In](#) [Contact Us](#)

Copyright ©1999-2007 SurveyMonkey.com. All Rights Reserved.

No portion of this site may be copied without the express written consent of SurveyMonkey.com. 35