






survey title: **2007 Survey of the Biblioblogosphere** [Edit Title](#) | [design survey](#) | [collect responses](#) | [analyze results](#)

-  [View Summary](#)
-  [Browse Responses](#)
-  [Filter Responses](#)
-  [Download Responses](#)
-  [Share Responses](#)

Response Summary


Active Filter: 51-60 [Edit Filter](#) [Unapply Filter](#)


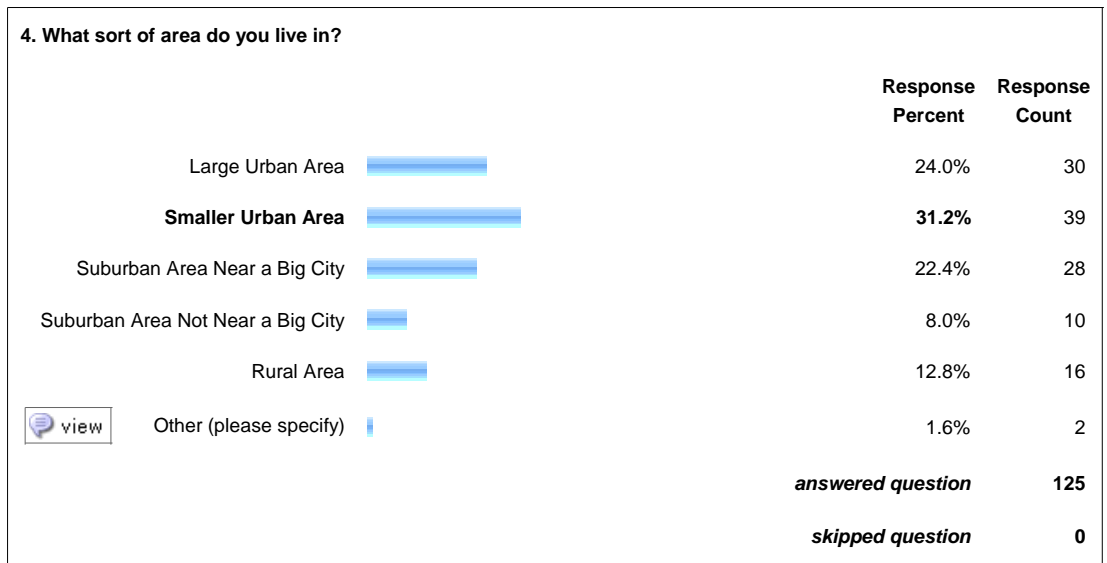
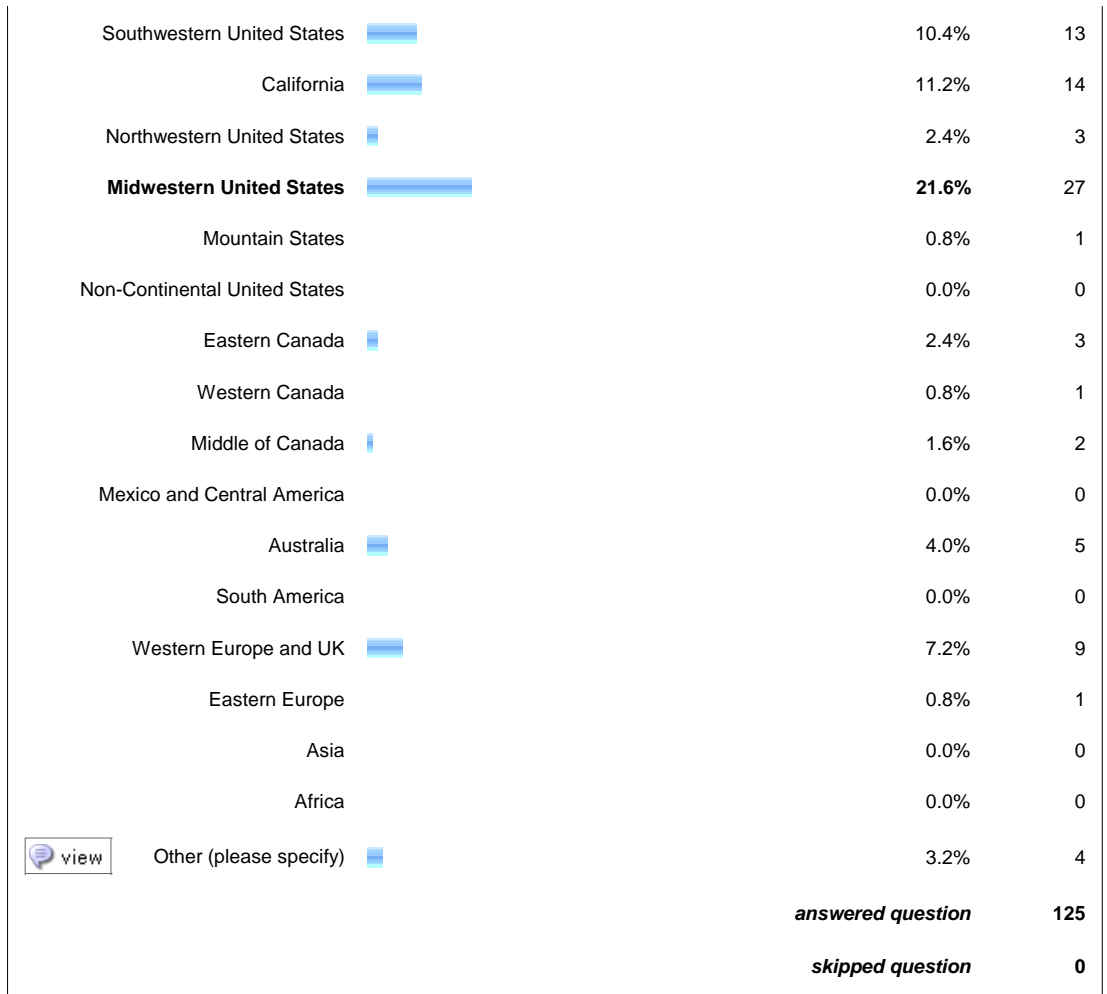
Unfiltered Total: 839

Filtered Total: 125

[Show this Page Only](#)


Page: Introduction





<i>answered question</i>	125
<i>skipped question</i>	0

6. Do you have any other advanced degrees (check all that apply)?

	Response Percent	Response Count
Masters in History	1.9%	2
Masters in English	4.6%	5
Masters in Education	6.5%	7
Masters in Social Work/Counseling/Psychology/etc.	0.0%	0
Masters in Computer Science	0.0%	0
MBA or MPA	2.8%	3
Other Masters	10.2%	11
Doctorate in Library Science	3.7%	4
Juris Doctorate	4.6%	5
Other Doctorate	3.7%	4
No other advanced degrees	56.5%	61
 Other (please specify)	10.2%	11
<i>answered question</i>	108	
<i>skipped question</i>	17	

7. If you have an MLS, at what age did you (or will you) receive your degree in library science/librarianship/etc?

	Response Percent	Response Count
Under 25	18.4%	18
25 to 30	29.6%	29
31 to 40	23.5%	23
41 to 50	23.5%	23
51 to 60	5.1%	5
Over 60	0.0%	0
<i>answered question</i>	98	
<i>skipped question</i>	27	

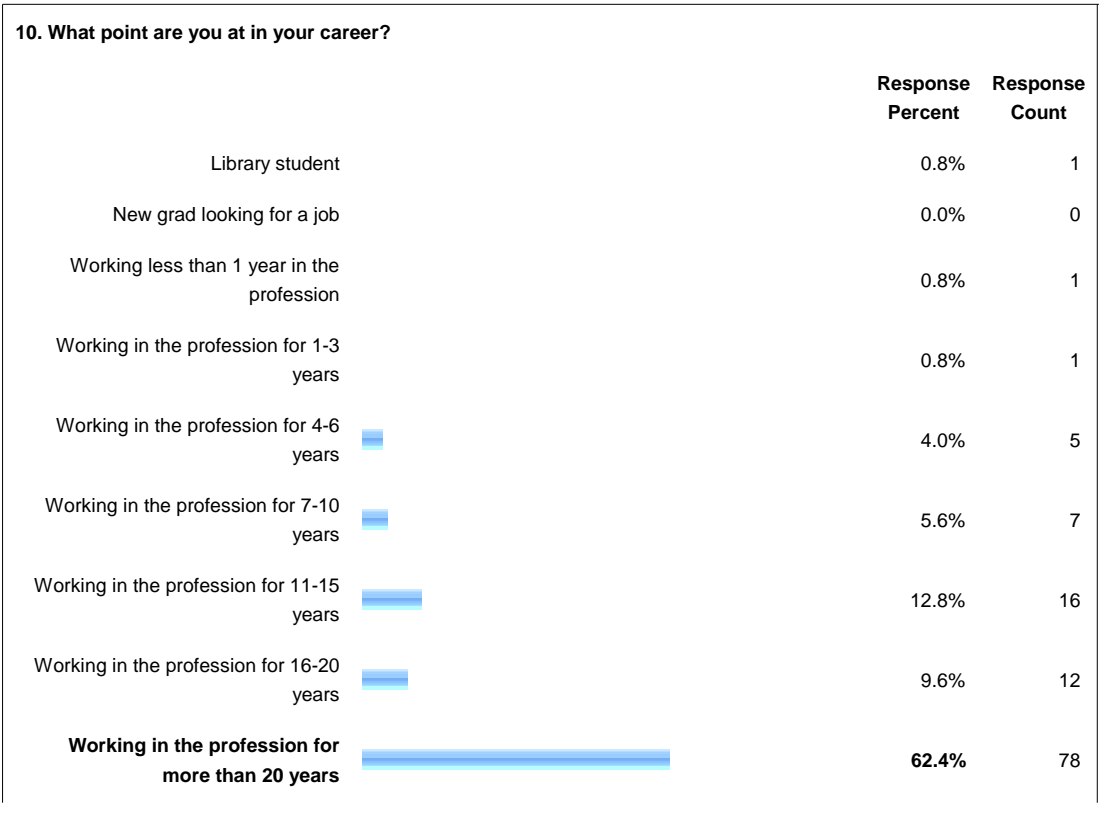
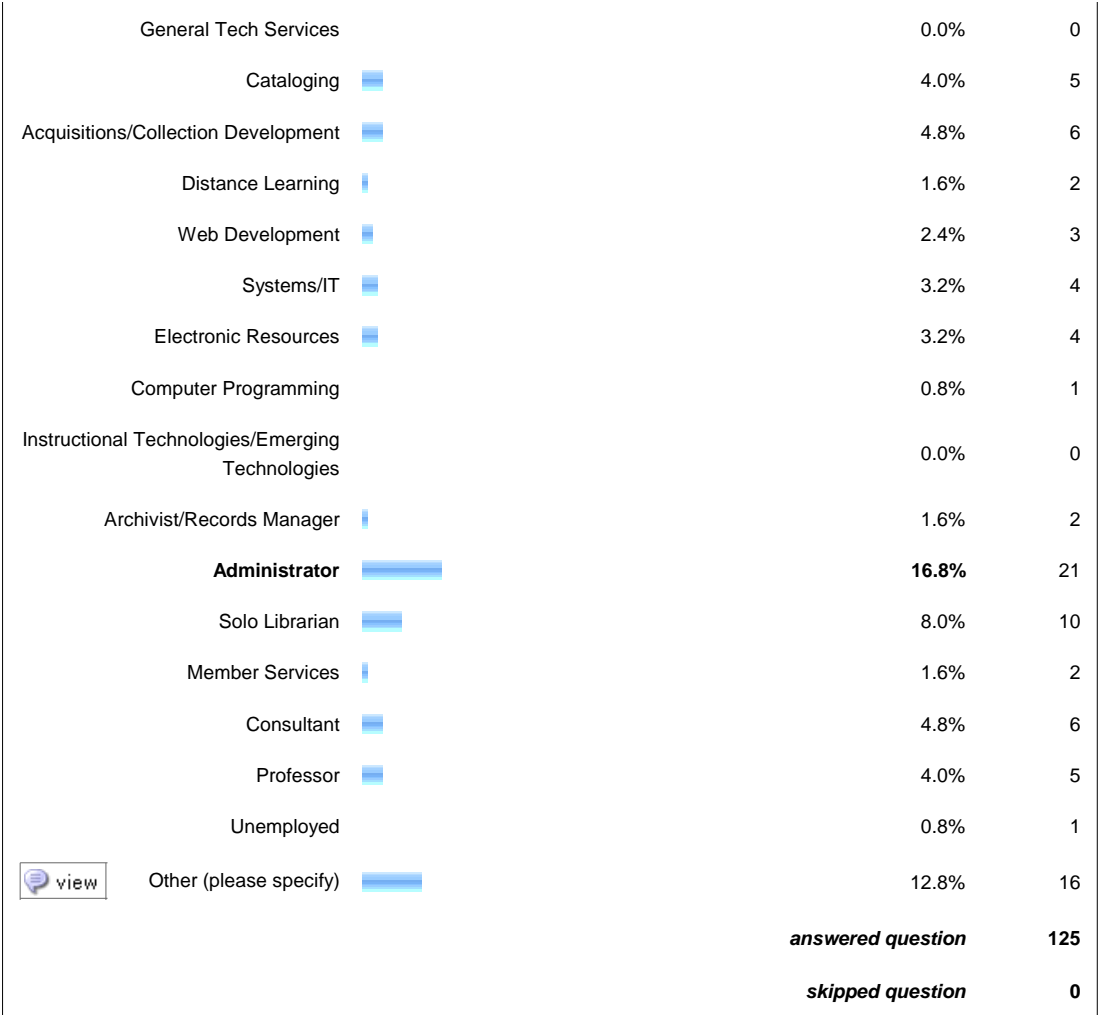
8. What sort of setting do you work in?

	Response Percent	Response Count
Very Small Public Library (serving 10,000 or fewer)	2.4%	3

Small Public Library (serving 10,001 to 40,000)		6.4%	8
Medium-Sized Public Library (serving 40,001 to 99,999)		6.4%	8
Large Public Library (serving 100,000 and up)		10.4%	13
Small Academic Library (3,000 or fewer students)		8.0%	10
Medium-Sized Academic Library (3,001 to 15,000 students)		8.8%	11
Large Academic Library (more than 15,000 students)		9.6%	12
School Library (K-12)		12.8%	16
Corporate Library		0.8%	1
Government Library/State Library		3.2%	4
Museum/Archive/Historical Society		0.0%	0
Law Library		1.6%	2
Medical/Health Science Library		8.0%	10
Any other Special Library		1.6%	2
Library School		2.4%	3
Library Consortium or System (NSLS, SEFLIN, PALS, etc.)		4.0%	5
Vendor		3.2%	4
I'm not employed		1.6%	2
Other (please specify)		8.8%	11
		answered question	125
		skipped question	0




9. What best describes the sort of work you do? Please choose the one that best describes what you do most often in your job. If none come close to fitting, please choose other and list your job title.

	Response Percent	Response Count
General Public Services	6.4%	8
Reference	11.2%	14
Instruction	8.0%	10
Outreach	0.0%	0
Subject Liaison	0.8%	1
Youth Services	1.6%	2
Access Services	0.0%	0
Circulation	0.8%	1
Information Delivery/ILL	0.8%	1



 view	Other (please specify) 	3.2%	4
		answered question	125
		skipped question	0








11. Does your job require you to manage others?

	Response Percent	Response Count	
Yes, I am the direct supervisor of other professional/non-professional staff members 	56.5%	70	
No 	38.7%	48	
 view Other (please specify) 	4.8%	6	
		answered question	124
		skipped question	1




Show this Page Only

Page: Blog Demographics

12. How long have you had your primary blog?



	Response Percent	Response Count	
Less than 4 months 	20.3%	24	
4-8 months 	12.7%	15	
9 months – 1 year 	18.6%	22	
13 months to 2 years 	26.3%	31	
25 months to 3 years 	13.6%	16	
37 months to 4 years 	4.2%	5	
49 months to 5 years 	1.7%	2	
61 months to 6 years	0.9%	1	
73 months to 7 years	0.9%	1	
More than 7 years	0.9%	1	
		answered question	118
		skipped question	7

13. What software/service do you currently use to publish your primary blog?



	Response Percent	Response Count
Wordpress 	24.1%	28
Moveable Type 	6.0%	7
Blogger 	56.0%	65

Typepad		4.3%	5
LiveJournal		0.9%	1
MySpace		0.9%	1
Ning		0.0%	0
Self-designed/custom		0.0%	0
 view Other (please specify)		7.8%	9
		answered question	116
		skipped question	9



14. Do you blog anonymously?

		Response Percent	Response Count
Yes		20.3%	24
No		79.7%	94
		answered question	118
		skipped question	7

15. If your primary blog is not sponsored by your place of employment, do people at work know about your blog?

		Response Percent	Response Count
Yes		69.5%	66
No		13.7%	13
Not sure		16.8%	16
		answered question	95
		skipped question	30

16. Was this your first blog?

		Response Percent	Response Count
Yes		81.4%	96
No		18.6%	22
		answered question	118
		skipped question	7

17. When did you first start blogging?


		Response Percent	Response Count
1997 or earlier		1.7%	2
1998		0.0%	0

1999	0.0%	0
2000	1.7%	2
2001	3.4%	4
2002	3.4%	4
2003	5.1%	6
2004	9.3%	11
2005	22.9%	27
2006	25.4%	30
2007	27.1%	32
answered question		118
skipped question		7

18. Do you contribute to more than one blog?

	Response Percent	Response Count
Yes	66.1%	78
No	33.9%	40
answered question		118
skipped question		7

19. What type of blog(s) do you have? Please choose a single answer for each individual blog you have.

	Response Percent	Response Count
Personal blog (1 author)	43.2%	51
Collaborative personal blog (more than 1 author)	7.6%	9
Professional blog (1 author)	37.3%	44
Collaborative professional blog (more than 1 author)	27.1%	32
Internal staff blog	11.0%	13
Official library blog for patrons	27.1%	32
Official library blog for librarians (ALA TechSource Blog, PLA Blog, LITA Blog, etc.)	3.4%	4
 Other (please specify)	7.6%	9
answered question		118
skipped question		7

20. Please choose the top three reasons why you blog.

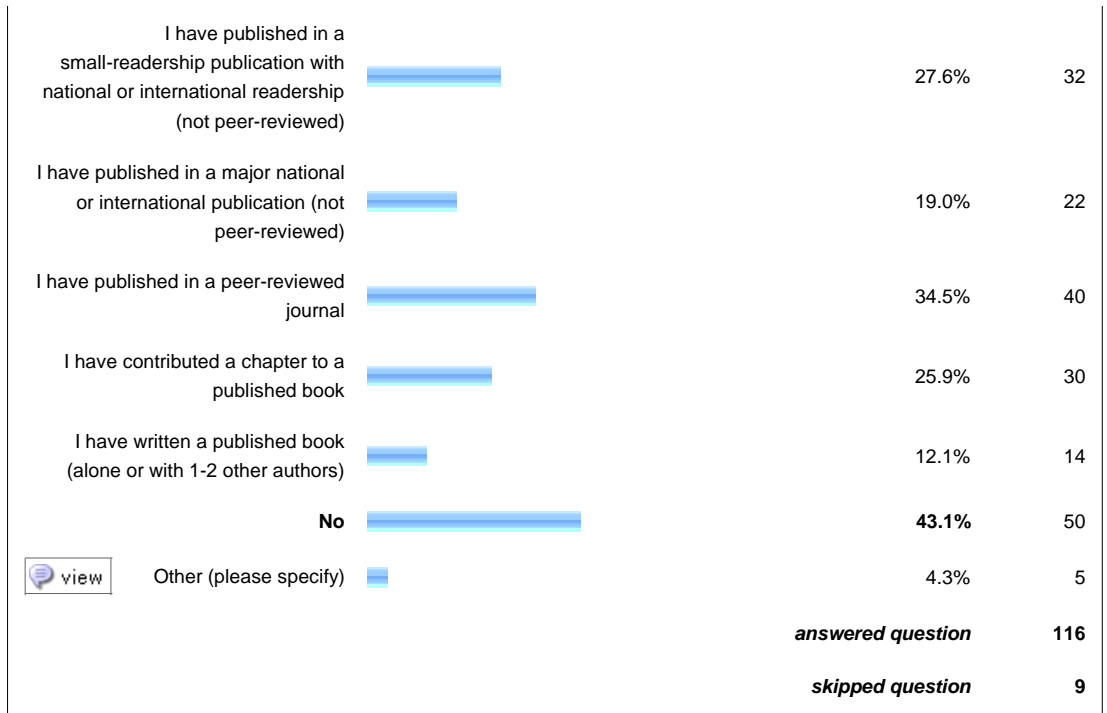
		Response Percent	Response Count
To share ideas with others		76.3%	90
To record ideas for myself / to keep current		33.1%	39
To network / to become part of a community		33.1%	39
To reach out to patrons or clients		38.1%	45
For self-promotion / career advancement / make a name for myself		7.6%	9
To write / to develop my writing skills		11.0%	13
To process ideas / to clarify my thinking on certain issues		11.9%	14
To contribute to the profession		31.4%	37
No one else was writing about my specific topic / to represent the underrepresented		5.9%	7
To vent my frustrations		1.7%	2
Other (please specify)		11.9%	14
answered question			118
skipped question			7

21. Do you receive any revenue from blogging?

		Response Percent	Response Count
Yes, I get paid specifically to blog.		2.6%	3
Yes, I receive ad revenue.		2.6%	3
Yes, I earn revenue from licensing my blog content.		0.0%	0
I earn revenue from more than one of these means.		0.0%	0
No		93.1%	108
Other (please specify)		1.7%	2
answered question			116
skipped question			9

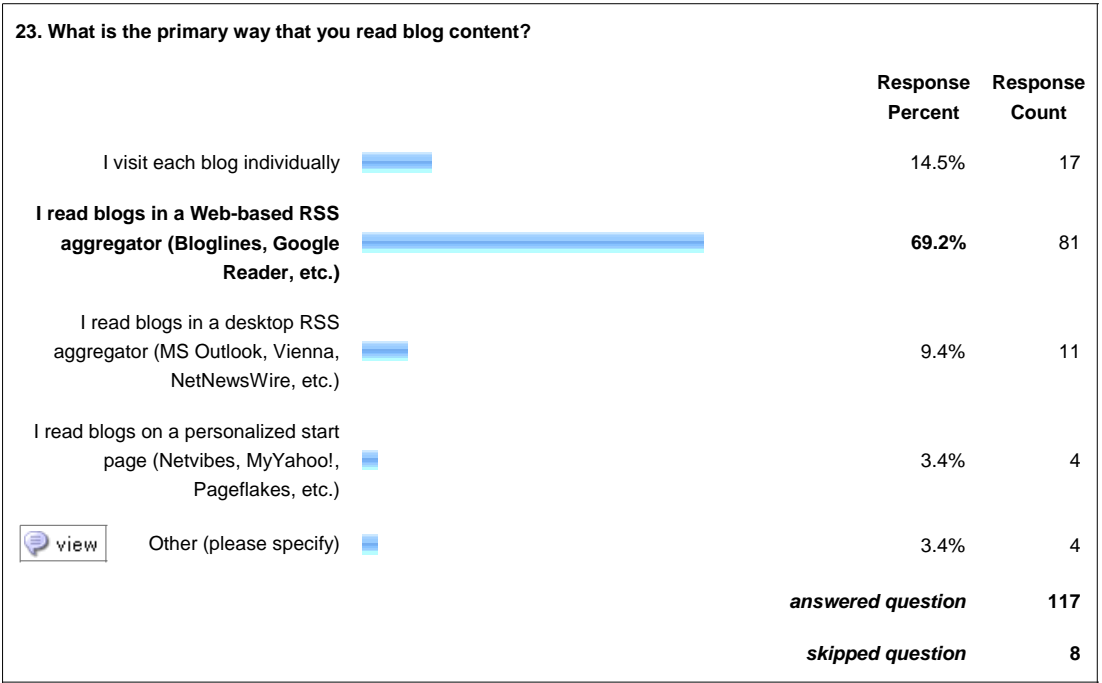
22. In addition to publishing content on your blog, do you publish in the professional literature? (Choose all that apply)

		Response Percent	Response Count
I have published in a local or state publication (not peer-reviewed)		31.0%	36












Show this Page Only

Page: Attitudes and Behaviors



101 to 150		8.5%	10
151 to 200		5.1%	6
more than 200		5.9%	7
answered question			118
skipped question			7

25. What other social networking tools do you use to network with people in the profession (choose all that apply)?

		Response Percent	Response Count
Instant Messaging		52.4%	54
Wikis		69.9%	72
Flickr		44.7%	46
MySpace		19.4%	20
Facebook		28.2%	29
Twitter		9.7%	10
Ning		31.1%	32
LinkedIn		17.5%	18
 view	Other (please specify)	12.6%	13
answered question			103
skipped question			22

26. How would you rate yourself on the following qualities?

	Definitely	Pretty-much	Somewhat	Barely	Not at all	N/A	Rating Average	Response Count
Open to change	61.9% (73)	33.9% (40)	4.2% (5)	0.0% (0)	0.0% (0)	0.0% (0)	1.42	118
Tech-savvy	25.6% (30)	38.5% (45)	34.2% (40)	0.9% (1)	0.9% (1)	0.0% (0)	2.13	117
A leader in innovation at my place of work	36.8% (43)	31.6% (37)	20.5% (24)	7.7% (9)	2.6% (3)	0.9% (1)	2.07	117
Happy at my job	47.0% (54)	36.5% (42)	10.4% (12)	3.5% (4)	0.9% (1)	1.7% (2)	1.73	115
answered question								118
skipped question								7

[Terms of Use](#) [Privacy Statement](#) [Opt Out/Opt In](#) [Contact Us](#)

Copyright ©1999-2007 SurveyMonkey.com. All Rights Reserved.

No portion of this site may be copied without the express written consent of SurveyMonkey.com. 35