



survey title:

2007 Survey of the Biblioblogosphere [Edit Title](#)

[design survey](#)

[collect responses](#)

[analyze results](#)

- [View Summary](#)
- [Browse Responses](#)
- [Filter Responses](#)
- [Download Responses](#)
- [Share Responses](#)



Response Summary

Active Filter: Experienced Bloggers [Edit Filter](#) [Unapply Filter](#)

Unfiltered Total: 839

Filtered Total: 242

[Show this Page Only](#)

Page: Introduction

1. What is your gender?


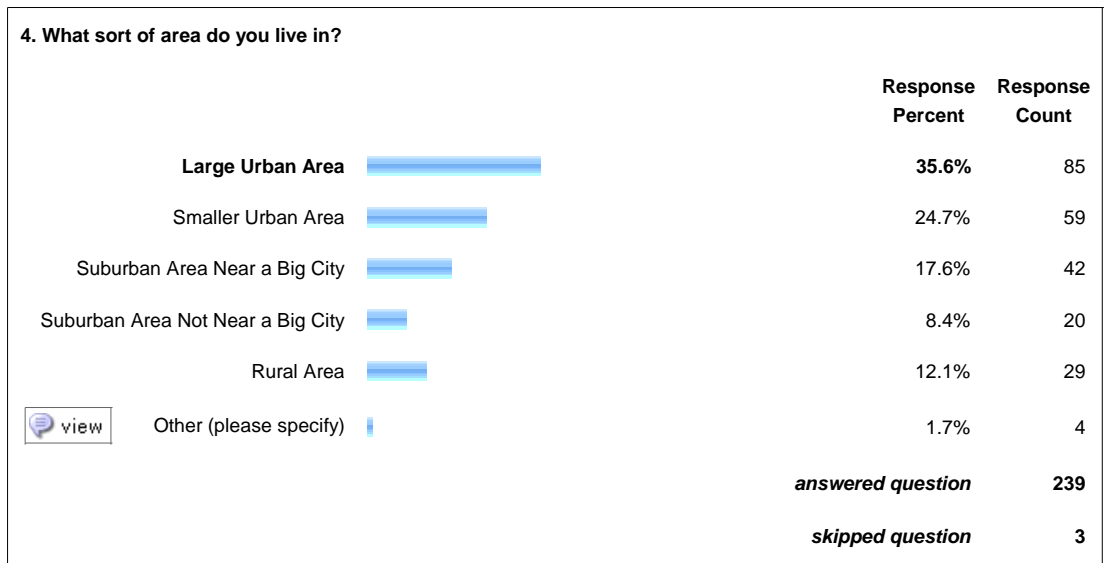
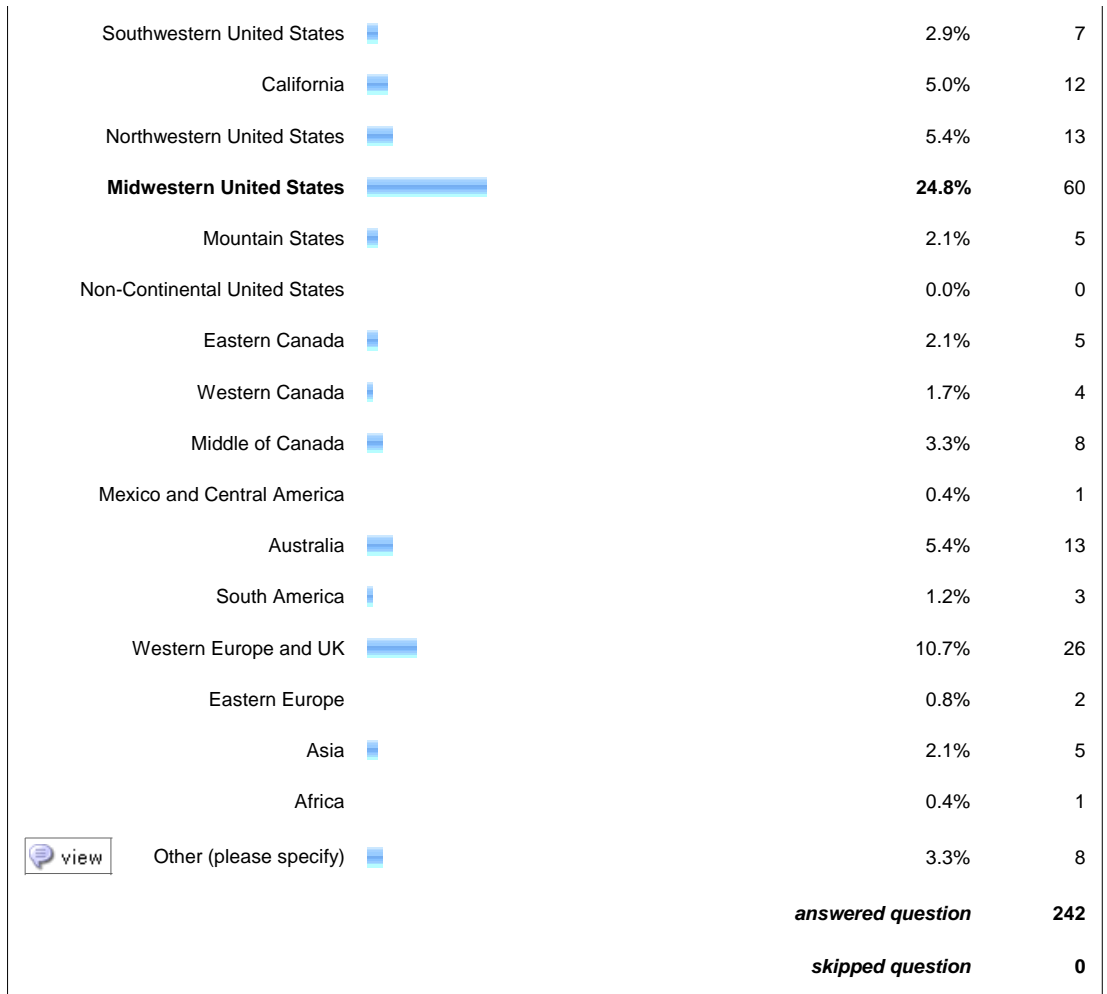
| | | Response Percent | Response Count |
|--------------------------|--|------------------|----------------|
| Female | | 58.3% | 141 |
| Male | | 41.3% | 100 |
| Other | | 0.4% | 1 |
| answered question | | | 242 |
| skipped question | | | 0 |

2. What is your age?

| | | Response Percent | Response Count |
|--------------------------|--|------------------|----------------|
| Under 24 | | 2.1% | 5 |
| 24 to 30 | | 20.7% | 50 |
| 31 to 40 | | 43.0% | 104 |
| 41 to 50 | | 21.1% | 51 |
| 51 to 60 | | 10.7% | 26 |
| Over 60 | | 2.5% | 6 |
| answered question | | | 242 |
| skipped question | | | 0 |


3. Where do you live?

| | | Response Percent | Response Count |
|----------------------------|--|------------------|----------------|
| Northeastern United States | | 18.2% | 44 |
| Southeastern United States | | 10.3% | 25 |



| | |
|--------------------------|------------|
| <i>answered question</i> | 242 |
| <i>skipped question</i> | 0 |

6. Do you have any other advanced degrees (check all that apply)?

| | Response Percent | Response Count |
|--|-------------------------|-----------------------|
| Masters in History | 4.6% | 9 |
| Masters in English | 3.6% | 7 |
| Masters in Education | 3.6% | 7 |
| Masters in Social Work/Counseling/Psychology/etc. | 1.6% | 3 |
| Masters in Computer Science | 2.6% | 5 |
| MBA or MPA | 4.1% | 8 |
| Other Masters | 13.4% | 26 |
| Doctorate in Library Science | 1.0% | 2 |
| Juris Doctorate | 1.6% | 3 |
| Other Doctorate | 1.0% | 2 |
| No other advanced degrees | 59.3% | 115 |
|  Other (please specify) | 6.2% | 12 |
| <i>answered question</i> | 194 | |
| <i>skipped question</i> | 48 | |

7. If you have an MLS, at what age did you (or will you) receive your degree in library science/librarianship/etc?

| | Response Percent | Response Count |
|--------------------------|-------------------------|-----------------------|
| Under 25 | 24.2% | 50 |
| 25 to 30 | 44.9% | 93 |
| 31 to 40 | 25.1% | 52 |
| 41 to 50 | 5.8% | 12 |
| 51 to 60 | 0.0% | 0 |
| Over 60 | 0.0% | 0 |
| <i>answered question</i> | 207 | |
| <i>skipped question</i> | 35 | |

8. What sort of setting do you work in?

| | Response Percent | Response Count |
|---|-------------------------|-----------------------|
| Very Small Public Library (serving 10,000 or fewer) | 1.2% | 3 |

| | | | |
|---|--|--------------|------------|
| Small Public Library (serving 10,001 to 40,000) | | 5.8% | 14 |
| Medium-Sized Public Library (serving 40,001 to 99,999) | | 5.0% | 12 |
| Large Public Library (serving 100,000 and up) | | 12.4% | 30 |
| Small Academic Library (3,000 or fewer students) | | 6.6% | 16 |
| Medium-Sized Academic Library (3,001 to 15,000 students) | | 11.6% | 28 |
| Large Academic Library (more than 15,000 students) | | 19.0% | 46 |
| School Library (K-12) | | 2.1% | 5 |
| Corporate Library | | 4.1% | 10 |
| Government Library/State Library | | 2.5% | 6 |
| Museum/Archive/Historical Society | | 1.2% | 3 |
| Law Library | | 2.9% | 7 |
| Medical/Health Science Library | | 2.9% | 7 |
| Any other Special Library | | 2.5% | 6 |
| Library School | | 1.7% | 4 |
| Library Consortium or System (NSLS, SEFLIN, PALS, etc.) | | 4.1% | 10 |
| Vendor | | 3.3% | 8 |
| I'm not employed | | 3.7% | 9 |
| Other (please specify) | | 7.4% | 18 |
| answered question | | | 242 |
| skipped question | | | 0 |

9. What best describes the sort of work you do? Please choose the one that best describes what you do most often in your job. If none come close to fitting, please choose other and list your job title.

| | Response Percent | Response Count |
|--------------------------|------------------|----------------|
| General Public Services | 7.0% | 17 |
| Reference | 13.6% | 33 |
| Instruction | 2.5% | 6 |
| Outreach | 0.0% | 0 |
| Subject Liaison | 1.2% | 3 |
| Youth Services | 4.1% | 10 |
| Access Services | 0.4% | 1 |
| Circulation | 1.7% | 4 |
| Information Delivery/ILL | 0.4% | 1 |





| | | | |
|--|--|--------------------------|------------|
| General Tech Services | | 1.2% | 3 |
| Cataloging | | 4.1% | 10 |
| Acquisitions/Collection Development | | 2.9% | 7 |
| Distance Learning | | 1.7% | 4 |
| Web Development | | 6.6% | 16 |
| Systems/IT | | 7.0% | 17 |
| Electronic Resources | | 5.8% | 14 |
| Computer Programming | | 0.4% | 1 |
| Instructional Technologies/Emerging Technologies | | 3.7% | 9 |
| Archivist/Records Manager | | 0.4% | 1 |
| Administrator | | 8.3% | 20 |
| Solo Librarian | | 5.0% | 12 |
| Member Services | | 1.2% | 3 |
| Consultant | | 2.9% | 7 |
| Professor | | 2.1% | 5 |
| Unemployed | | 0.8% | 2 |
| Other (please specify) | | 14.9% | 36 |
| | | answered question | 242 |
| | | skipped question | 0 |

10. What point are you at in your career?

| | | Response Percent | Response Count |
|--|--|-------------------------|-----------------------|
| Library student | | 4.6% | 11 |
| New grad looking for a job | | 2.5% | 6 |
| Working less than 1 year in the profession | | 2.1% | 5 |
| Working in the profession for 1-3 years | | 16.9% | 41 |
| Working in the profession for 4-6 years | | 17.4% | 42 |
| Working in the profession for 7-10 years | | 18.2% | 44 |
| Working in the profession for 11-15 years | | 13.2% | 32 |
| Working in the profession for 16-20 years | | 7.0% | 17 |
| Working in the profession for more than 20 years | | 14.9% | 36 |

| | | | |
|--|--|--------------------------|------------|
|  view | Other (please specify)  | 3.3% | 8 |
| | | answered question | 242 |
| | | skipped question | 0 |







11. Does your job require you to manage others?

| | Response Percent | Response Count | |
|---|------------------|--------------------------|------------|
| Yes, I am the direct supervisor of other professional/non-professional staff members  | 44.2% | 107 | |
| No  | 48.8% | 118 | |
|  view Other (please specify)  | 7.0% | 17 | |
| | | answered question | 242 |
| | | skipped question | 0 |




Show this Page Only

Page: Blog Demographics

12. How long have you had your primary blog?



| | Response Percent | Response Count | |
|---|------------------|--------------------------|------------|
| Less than 4 months | 0.0% | 0 | |
| 4-8 months | 0.0% | 0 | |
| 9 months – 1 year | 0.0% | 0 | |
| 13 months to 2 years | 0.0% | 0 | |
| 25 months to 3 years  | 48.4% | 117 | |
| 37 months to 4 years  | 23.1% | 56 | |
| 49 months to 5 years  | 12.0% | 29 | |
| 61 months to 6 years  | 9.1% | 22 | |
| 73 months to 7 years  | 3.7% | 9 | |
| More than 7 years  | 3.7% | 9 | |
| | | answered question | 242 |
| | | skipped question | 0 |

13. What software/service do you currently use to publish your primary blog?




| | Response Percent | Response Count |
|--|------------------|----------------|
| Wordpress  | 33.1% | 80 |
| Moveable Type  | 5.8% | 14 |
| Blogger  | 37.2% | 90 |

| | | | |
|--|---|------|------------|
| Typepad |  | 3.3% | 8 |
| LiveJournal |  | 9.1% | 22 |
| MySpace | | 0.8% | 2 |
| Ning | | 0.0% | 0 |
| Self-designed/custom |  | 2.1% | 5 |
|  Other (please specify) |  | 8.7% | 21 |
| answered question | | | 242 |
| skipped question | | | 0 |



14. Do you blog anonymously?

| | | Response Percent | Response Count |
|--------------------------|--|------------------|----------------|
| Yes |  | 17.0% | 41 |
| No |  | 83.0% | 200 |
| answered question | | | 241 |
| skipped question | | | 1 |

15. If your primary blog is not sponsored by your place of employment, do people at work know about your blog?

| | | Response Percent | Response Count |
|--------------------------|--|------------------|----------------|
| Yes |  | 72.8% | 169 |
| No |  | 13.4% | 31 |
| Not sure |  | 13.8% | 32 |
| answered question | | | 232 |
| skipped question | | | 10 |

16. Was this your first blog?

| | | Response Percent | Response Count |
|--------------------------|--|------------------|----------------|
| Yes |  | 66.1% | 160 |
| No |  | 33.9% | 82 |
| answered question | | | 242 |
| skipped question | | | 0 |

17. When did you first start blogging?

| | | Response Percent | Response Count |
|-----------------|---|------------------|----------------|
| 1997 or earlier |  | 3.7% | 9 |
| 1998 | | 0.4% | 1 |

| | | | |
|-------------|--|--------------------------|------------|
| 1999 | | 4.1% | 10 |
| 2000 | | 5.8% | 14 |
| 2001 | | 13.2% | 32 |
| 2002 | | 9.5% | 23 |
| 2003 | | 20.7% | 50 |
| 2004 | | 25.6% | 62 |
| 2005 | | 16.9% | 41 |
| 2006 | | 0.0% | 0 |
| 2007 | | 0.0% | 0 |
| | | answered question | 242 |
| | | skipped question | 0 |

18. Do you contribute to more than one blog?

| | | Response Percent | Response Count |
|-----|--|--------------------------|----------------|
| Yes | | 82.6% | 200 |
| No | | 17.4% | 42 |
| | | answered question | 242 |
| | | skipped question | 0 |

19. What type of blog(s) do you have? Please choose a single answer for each individual blog you have.

| | | Response Percent | Response Count |
|---|--|--------------------------|----------------|
| Personal blog (1 author) | | 73.1% | 177 |
| Collaborative personal blog (more than 1 author) | | 16.9% | 41 |
| Professional blog (1 author) | | 40.5% | 98 |
| Collaborative professional blog (more than 1 author) | | 31.0% | 75 |
| Internal staff blog | | 20.3% | 49 |
| Official library blog for patrons | | 26.5% | 64 |
| Official library blog for librarians (ALA TechSource Blog, PLA Blog, LITA Blog, etc.) | | 9.1% | 22 |
| Other (please specify) | | 9.1% | 22 |
| | | answered question | 242 |
| | | skipped question | 0 |

20. Please choose the top three reasons why you blog.

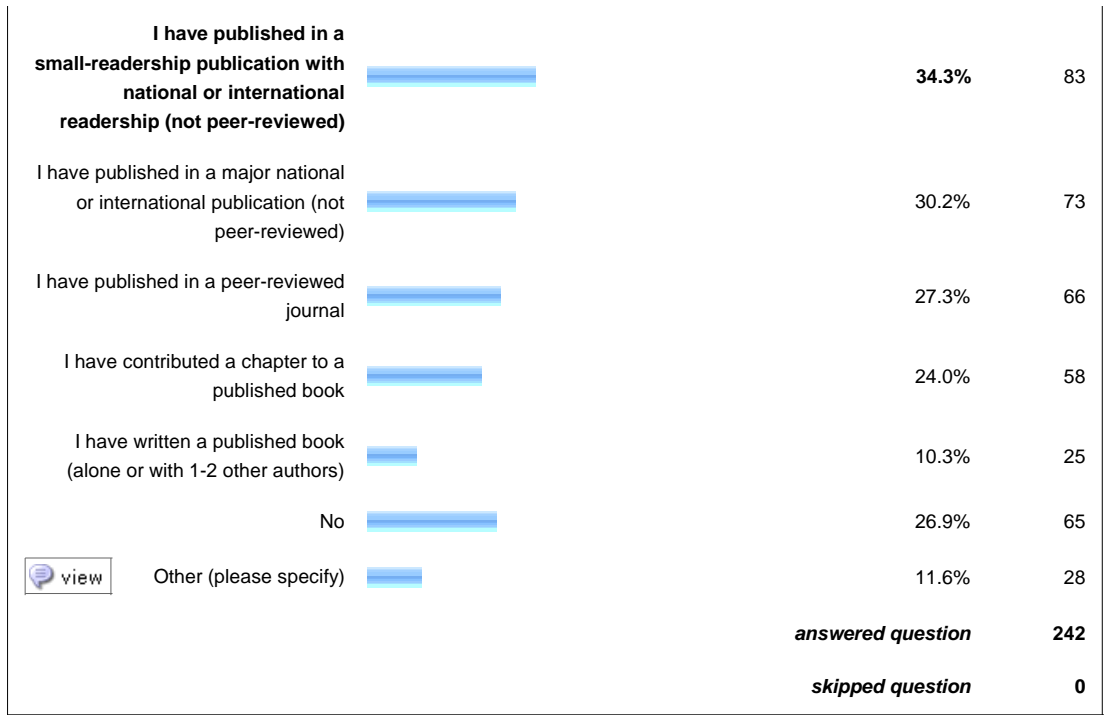
| | | Response Percent | Response Count |
|---|--|------------------|----------------|
| To share ideas with others | | 72.7% | 176 |
| To record ideas for myself / to keep current | | 39.7% | 96 |
| To network / to become part of a community | | 40.5% | 98 |
| To reach out to patrons or clients | | 19.0% | 46 |
| For self-promotion / career advancement / make a name for myself | | 14.5% | 35 |
| To write / to develop my writing skills | | 22.3% | 54 |
| To process ideas / to clarify my thinking on certain issues | | 29.8% | 72 |
| To contribute to the profession | | 25.2% | 61 |
| No one else was writing about my specific topic / to represent the underrepresented | | 7.9% | 19 |
| To vent my frustrations | | 9.9% | 24 |
| Other (please specify) | | 7.4% | 18 |
| answered question | | | 242 |
| skipped question | | | 0 |

21. Do you receive any revenue from blogging?

| | | Response Percent | Response Count |
|---|--|------------------|----------------|
| Yes, I get paid specifically to blog. | | 3.3% | 8 |
| Yes, I receive ad revenue. | | 4.6% | 11 |
| Yes, I earn revenue from licensing my blog content. | | 0.4% | 1 |
| I earn revenue from more than one of these means. | | 0.0% | 0 |
| No | | 88.8% | 214 |
| Other (please specify) | | 2.9% | 7 |
| answered question | | | 241 |
| skipped question | | | 1 |

22. In addition to publishing content on your blog, do you publish in the professional literature? (Choose all that apply)

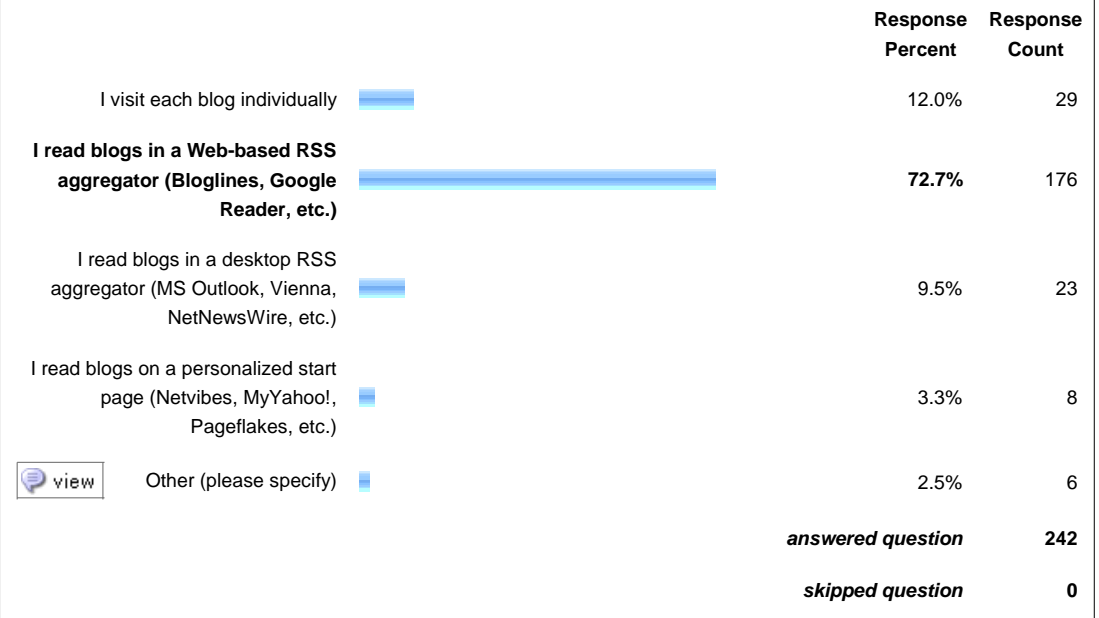
| | | Response Percent | Response Count |
|--|--|------------------|----------------|
| I have published in a local or state publication (not peer-reviewed) | | 33.5% | 81 |



Show this Page Only

Page: Attitudes and Behaviors

23. What is the primary way that you read blog content?



24. How many blogs are you subscribed to (or if you don't subscribe, how many do you follow)?



| | | | |
|--------------------------|--|--------------|------------|
| 101 to 150 | | 17.0% | 41 |
| 151 to 200 | | 8.7% | 21 |
| more than 200 | | 20.3% | 49 |
| answered question | | | 241 |
| skipped question | | | 1 |

25. What other social networking tools do you use to network with people in the profession (choose all that apply)?

| | Response Percent | Response Count |
|--------------------------|------------------|----------------|
| Instant Messaging | 71.4% | 160 |
| Wikis | 66.5% | 149 |
| Flickr | 58.9% | 132 |
| MySpace | 30.4% | 68 |
| Facebook | 54.5% | 122 |
| Twitter | 29.5% | 66 |
| Ning | 30.4% | 68 |
| LinkedIn | 39.7% | 89 |
| Other (please specify) | 17.0% | 38 |
| answered question | | 224 |
| skipped question | | 18 |

26. How would you rate yourself on the following qualities?

| | Definitely | Pretty-much | Somewhat | Barely | Not at all | N/A | Rating Average | Response Count |
|--|--------------------|-------------------|------------|-----------|------------|----------|----------------|----------------|
| Open to change | 66.0% (159) | 28.6% (69) | 5.4% (13) | 0.0% (0) | 0.0% (0) | 0.0% (0) | 1.39 | 241 |
| Tech-savvy | 48.5% (117) | 37.8% (91) | 12.9% (31) | 0.8% (2) | 0.0% (0) | 0.0% (0) | 1.66 | 241 |
| A leader in innovation at my place of work | 44.8% (108) | 32.8% (79) | 15.8% (38) | 2.1% (5) | 0.8% (2) | 3.7% (9) | 1.77 | 241 |
| Happy at my job | 31.3% (75) | 36.7% (88) | 21.3% (51) | 6.3% (15) | 2.1% (5) | 2.5% (6) | 2.09 | 240 |
| answered question | | | | | | | | 242 |
| skipped question | | | | | | | | 0 |

[Terms of Use](#) [Privacy Statement](#) [Opt Out/Opt In](#) [Contact Us](#)

Copyright ©1999-2007 SurveyMonkey.com. All Rights Reserved.

No portion of this site may be copied without the express written consent of SurveyMonkey.com. 35