



survey title:

**2007 Survey of the Biblioblogosphere** [Edit Title](#)

[design survey](#)

[collect responses](#)

[analyze results](#)

- [View Summary](#)
- [Browse Responses](#)
- [Filter Responses](#)
- [Download Responses](#)
- [Share Responses](#)



## Response Summary

**Active Filter:** Male

**Unfiltered Total:** 839

**Filtered Total:** 281

Page: Introduction

### 1. What is your gender?


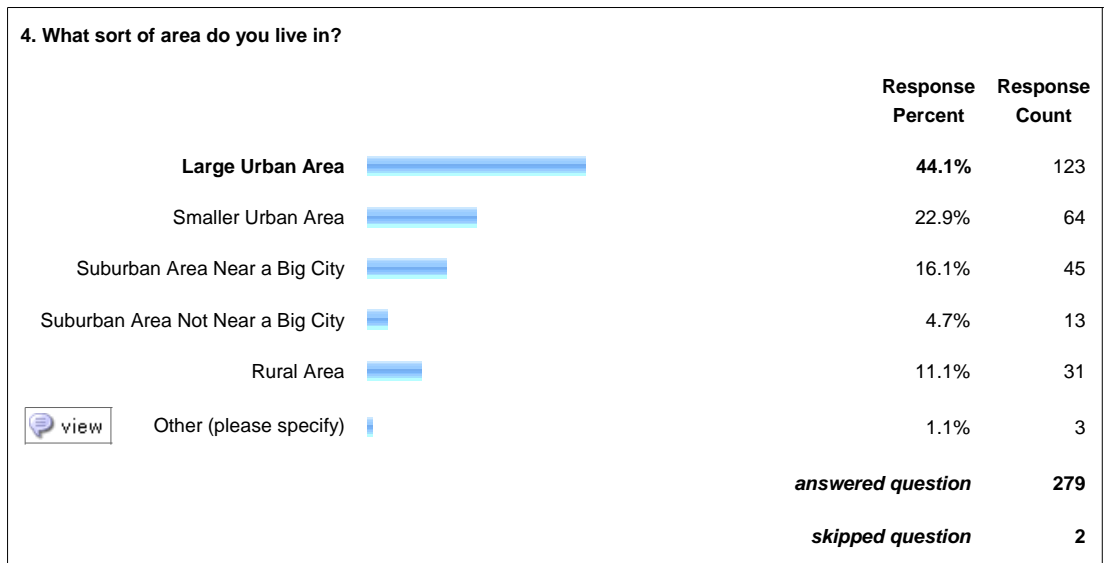
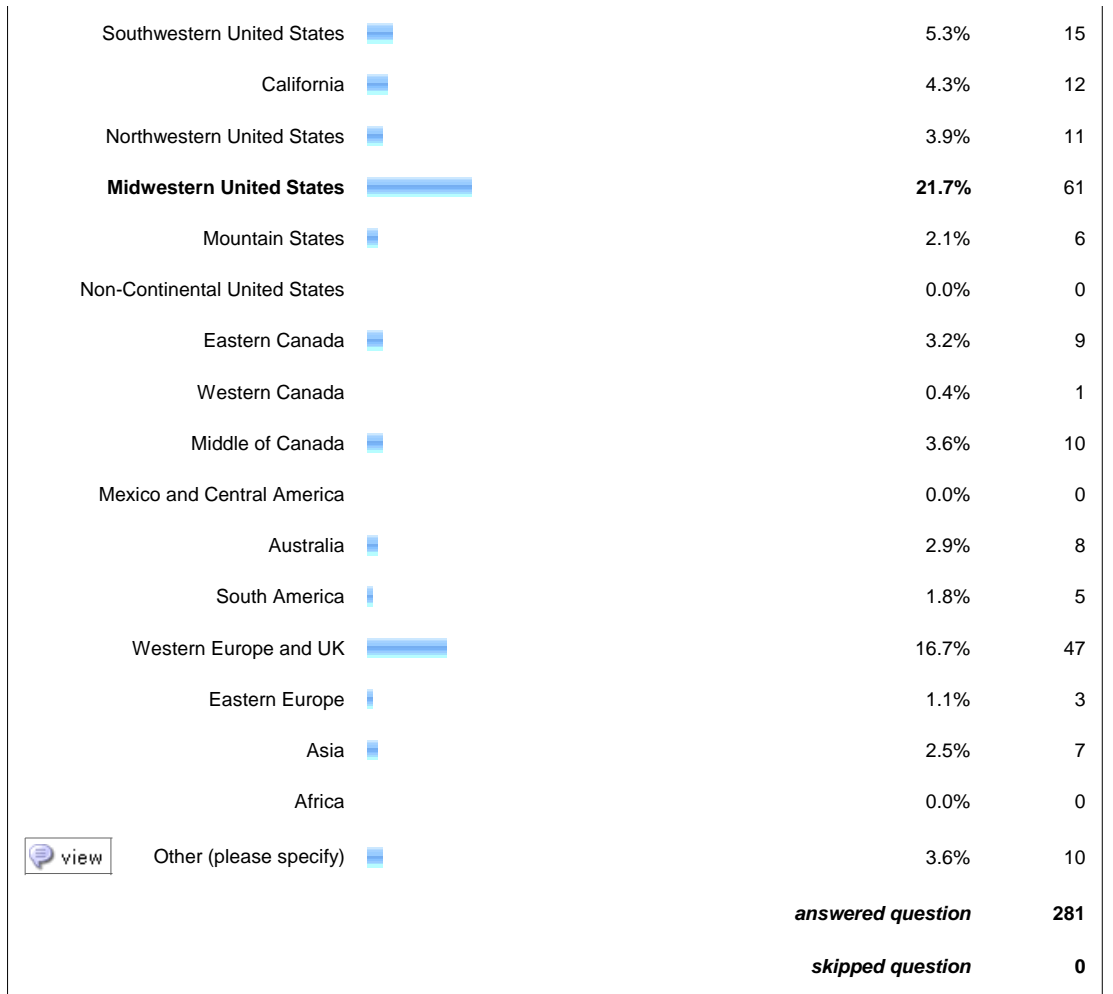
	Response Percent	Response Count
Female	0.0%	0
<b>Male</b>	<b>100.0%</b>	<b>281</b>
Other	0.0%	0
<b>answered question</b>		<b>281</b>
<b>skipped question</b>		<b>0</b>

### 2. What is your age?

	Response Percent	Response Count
Under 24	2.9%	8
24 to 30	19.2%	54
<b>31 to 40</b>	<b>46.3%</b>	<b>130</b>
41 to 50	15.7%	44
51 to 60	13.5%	38
Over 60	2.5%	7
<b>answered question</b>		<b>281</b>
<b>skipped question</b>		<b>0</b>


### 3. Where do you live?

	Response Percent	Response Count
Northeastern United States	16.4%	46
Southeastern United States	10.7%	30



<i>answered question</i>	<b>281</b>
<i>skipped question</i>	<b>0</b>

**6. Do you have any other advanced degrees (check all that apply)?**

	<b>Response Percent</b>	<b>Response Count</b>
Masters in History	3.6%	8
Masters in English	3.2%	7
Masters in Education	2.3%	5
Masters in Social Work/Counseling/Psychology/etc.	1.4%	3
Masters in Computer Science	4.1%	9
MBA or MPA	3.2%	7
Other Masters	10.0%	22
Doctorate in Library Science	0.9%	2
Juris Doctorate	2.3%	5
Other Doctorate	3.2%	7
<b>No other advanced degrees</b>	<b>63.6%</b>	<b>140</b>
 Other (please specify)	7.3%	16
<i>answered question</i>	<b>220</b>	
<i>skipped question</i>	<b>61</b>	

**7. If you have an MLS, at what age did you (or will you) receive your degree in library science/librarianship/etc?**

	<b>Response Percent</b>	<b>Response Count</b>
Under 25	16.3%	35
<b>25 to 30</b>	<b>47.4%</b>	<b>102</b>
31 to 40	29.8%	64
41 to 50	5.1%	11
51 to 60	1.4%	3
Over 60	0.0%	0
<i>answered question</i>	<b>215</b>	
<i>skipped question</i>	<b>66</b>	


**8. What sort of setting do you work in?**

	<b>Response Percent</b>	<b>Response Count</b>
Very Small Public Library (serving 10,000 or fewer)	1.1%	3

Small Public Library (serving 10,001 to 40,000)		4.3%	12
Medium-Sized Public Library (serving 40,001 to 99,999)		7.8%	22
Large Public Library (serving 100,000 and up)		12.8%	36
Small Academic Library (3,000 or fewer students)		4.6%	13
Medium-Sized Academic Library (3,001 to 15,000 students)		15.3%	43
<b>Large Academic Library (more than 15,000 students)</b>		<b>17.1%</b>	<b>48</b>
School Library (K-12)		2.1%	6
Corporate Library		3.9%	11
Government Library/State Library		2.9%	8
Museum/Archive/Historical Society		1.4%	4
Law Library		2.1%	6
Medical/Health Science Library		2.1%	6
Any other Special Library		1.8%	5
Library School		2.1%	6
Library Consortium or System (NSLS, SEFLIN, PALS, etc.)		4.3%	12
Vendor		2.9%	8
I'm not employed		3.9%	11
Other (please specify)		7.5%	21
		<b>answered question</b>	<b>281</b>
		<b>skipped question</b>	<b>0</b>

**9. What best describes the sort of work you do? Please choose the one that best describes what you do most often in your job. If none come close to fitting, please choose other and list your job title.**

	Response Percent	Response Count
General Public Services	7.1%	20
<b>Reference</b>	<b>14.2%</b>	<b>40</b>
Instruction	3.2%	9
Outreach	1.1%	3
Subject Liaison	2.5%	7
Youth Services	1.8%	5
Access Services	0.4%	1
Circulation	1.1%	3
Information Delivery/ILL	0.0%	0





General Tech Services	0.7%	2
Cataloging	3.6%	10
Acquisitions/Collection Development	3.9%	11
Distance Learning	0.7%	2
Web Development	5.0%	14
Systems/IT	10.0%	28
Electronic Resources	4.6%	13
Computer Programming	1.4%	4
Instructional Technologies/Emerging Technologies	5.0%	14
Archivist/Records Manager	1.8%	5
Administrator	7.1%	20
Solo Librarian	4.6%	13
Member Services	2.1%	6
Consultant	2.1%	6
Professor	1.8%	5
Unemployed	2.1%	6
 Other (please specify)	12.1%	34
<b>answered question</b>		<b>281</b>
<b>skipped question</b>		<b>0</b>

**10. What point are you at in your career?**

	Response Percent	Response Count
Library student	7.8%	22
New grad looking for a job	1.4%	4
Working less than 1 year in the profession	3.6%	10
<b>Working in the profession for 1-3 years</b>	<b>18.2%</b>	<b>51</b>
Working in the profession for 4-6 years	15.0%	42
Working in the profession for 7-10 years	13.9%	39
Working in the profession for 11-15 years	17.8%	50
Working in the profession for 16-20 years	6.4%	18
Working in the profession for more than 20 years	13.9%	39

 view	Other (please specify) 	2.1%	6
		<b>answered question</b>	<b>281</b>
		<b>skipped question</b>	<b>0</b>










**11. Does your job require you to manage others?**

	Response Percent	Response Count	
Yes, I am the direct supervisor of other professional/non-professional staff members 	41.0%	114	
<b>No</b> 	<b>54.3%</b>	<b>151</b>	
 view Other (please specify) 	4.7%	13	
		<b>answered question</b>	<b>278</b>
		<b>skipped question</b>	<b>3</b>




Show this Page Only

**Page: Blog Demographics**

**12. How long have you had your primary blog?**



	Response Percent	Response Count	
Less than 4 months 	10.5%	28	
4-8 months 	14.9%	40	
9 months – 1 year 	11.9%	32	
<b>13 months to 2 years</b> 	<b>25.4%</b>	<b>68</b>	
25 months to 3 years 	18.3%	49	
37 months to 4 years 	7.1%	19	
49 months to 5 years 	6.7%	18	
61 months to 6 years 	3.0%	8	
73 months to 7 years 	1.5%	4	
More than 7 years	0.8%	2	
		<b>answered question</b>	<b>268</b>
		<b>skipped question</b>	<b>13</b>

**13. What software/service do you currently use to publish your primary blog?**



	Response Percent	Response Count
<b>Wordpress</b> 	<b>45.5%</b>	<b>121</b>
Moveable Type 	4.1%	11
Blogger 	33.5%	89

Typepad		3.4%	9	
LiveJournal		1.5%	4	
MySpace		1.5%	4	
Ning		0.0%	0	
Self-designed/custom		1.1%	3	
 view	Other (please specify)		9.4%	25
			<b>answered question</b>	<b>266</b>
			<b>skipped question</b>	<b>15</b>



**14. Do you blog anonymously?**

		Response Percent	Response Count	
Yes		11.6%	31	
No		88.4%	237	
			<b>answered question</b>	<b>268</b>
			<b>skipped question</b>	<b>13</b>

**15. If your primary blog is not sponsored by your place of employment, do people at work know about your blog?**

		Response Percent	Response Count	
Yes		71.2%	173	
No		12.4%	30	
Not sure		16.5%	40	
			<b>answered question</b>	<b>243</b>
			<b>skipped question</b>	<b>38</b>

**16. Was this your first blog?**

		Response Percent	Response Count	
Yes		58.6%	157	
No		41.4%	111	
			<b>answered question</b>	<b>268</b>
			<b>skipped question</b>	<b>13</b>

**17. When did you first start blogging?**

		Response Percent	Response Count
1997 or earlier		1.9%	5
1998		0.8%	2

1999		2.2%	6
2000		3.4%	9
2001		9.7%	26
2002		6.0%	16
2003		10.8%	29
2004		13.8%	37
<b>2005</b>		<b>20.2%</b>	54
2006		19.4%	52
2007		11.9%	32
		<b>answered question</b>	<b>268</b>
		<b>skipped question</b>	<b>13</b>

**18. Do you contribute to more than one blog?**

		Response Percent	Response Count
Yes		68.3%	183
No		31.7%	85
		<b>answered question</b>	<b>268</b>
		<b>skipped question</b>	<b>13</b>

**19. What type of blog(s) do you have? Please choose a single answer for each individual blog you have.**

		Response Percent	Response Count
<b>Personal blog (1 author)</b>		<b>61.9%</b>	166
Collaborative personal blog (more than 1 author)		10.8%	29
Professional blog (1 author)		44.4%	119
Collaborative professional blog (more than 1 author)		24.6%	66
Internal staff blog		11.6%	31
Official library blog for patrons		18.3%	49
Official library blog for librarians (ALA TechSource Blog, PLA Blog, LITA Blog, etc.)		4.5%	12
Other (please specify)		6.7%	18
		<b>answered question</b>	<b>268</b>
		<b>skipped question</b>	<b>13</b>

**20. Please choose the top three reasons why you blog.**



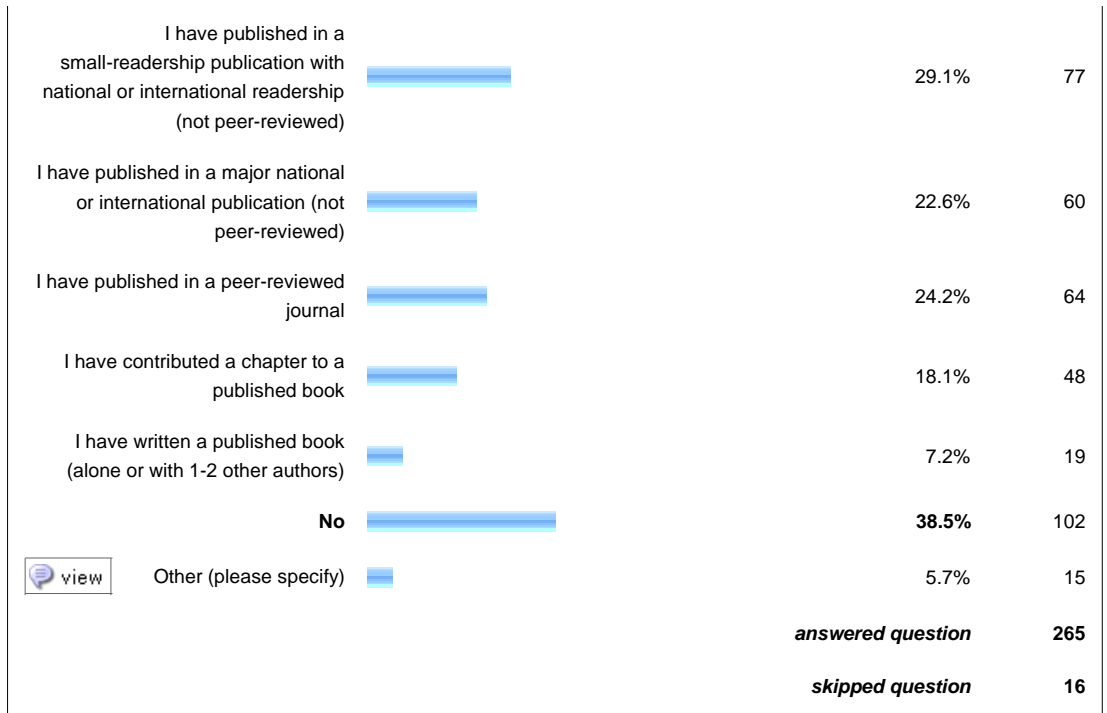
		Response Percent	Response Count
<b>To share ideas with others</b>		70.4%	188
To record ideas for myself / to keep current		40.8%	109
To network / to become part of a community		34.8%	93
To reach out to patrons or clients		17.6%	47
For self-promotion / career advancement / make a name for myself		16.9%	45
To write / to develop my writing skills		23.6%	63
To process ideas / to clarify my thinking on certain issues		28.8%	77
To contribute to the profession		29.2%	78
No one else was writing about my specific topic / to represent the underrepresented		6.4%	17
To vent my frustrations		4.5%	12
Other (please specify)		7.1%	19
<b>answered question</b>			<b>267</b>
<b>skipped question</b>			<b>14</b>

**21. Do you receive any revenue from blogging?**

		Response Percent	Response Count
Yes, I get paid specifically to blog.		2.3%	6
Yes, I receive ad revenue.		4.9%	13
Yes, I earn revenue from licensing my blog content.		0.4%	1
I earn revenue from more than one of these means.		0.4%	1
<b>No</b>		88.8%	237
Other (please specify)		3.4%	9
<b>answered question</b>			<b>267</b>
<b>skipped question</b>			<b>14</b>

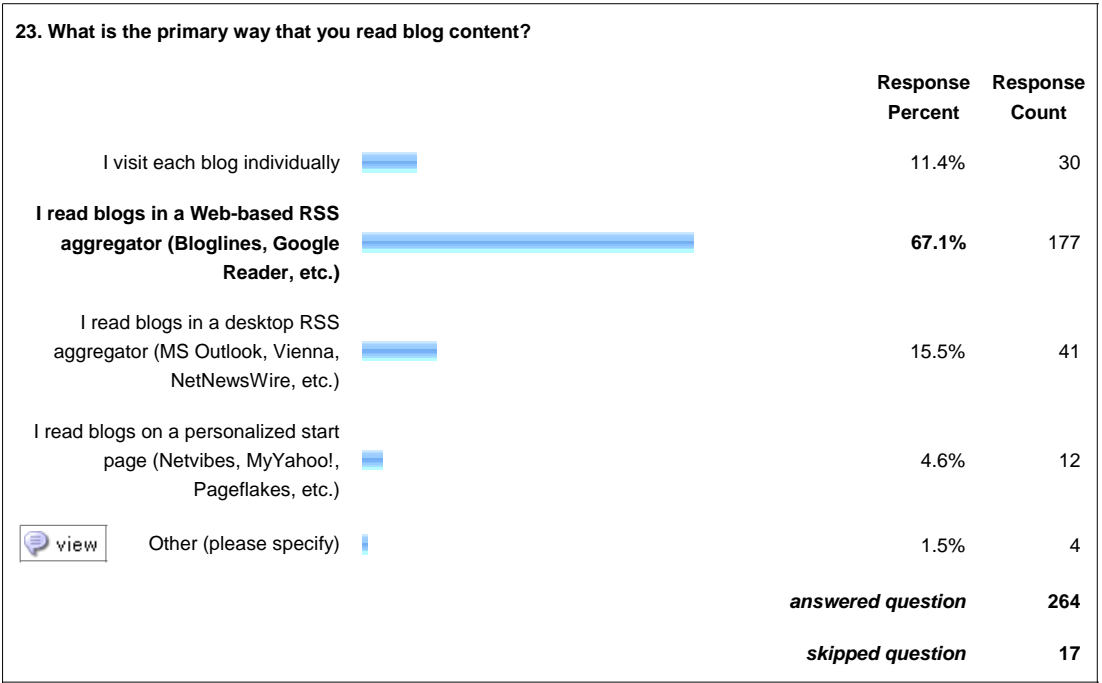
**22. In addition to publishing content on your blog, do you publish in the professional literature? (Choose all that apply)**

		Response Percent	Response Count
I have published in a local or state publication (not peer-reviewed)		27.2%	72



Show this Page Only

**Page: Attitudes and Behaviors**



101 to 150		13.3%	35
151 to 200		8.8%	23
more than 200		14.8%	39
		<b>answered question</b>	<b>263</b>
		<b>skipped question</b>	<b>18</b>

**25. What other social networking tools do you use to network with people in the profession (choose all that apply)?**

		Response Percent	Response Count
<b>Instant Messaging</b>		<b>62.4%</b>	151
Wikis		61.6%	149
Flickr		51.2%	124
MySpace		21.1%	51
Facebook		50.8%	123
Twitter		25.2%	61
Ning		31.0%	75
LinkedIn		31.8%	77
Other (please specify)		17.8%	43
		<b>answered question</b>	<b>242</b>
		<b>skipped question</b>	<b>39</b>

**26. How would you rate yourself on the following qualities?**

	Definitely	Pretty-much	Somewhat	Barely	Not at all	N/A	Rating Average	Response Count
Open to change	<b>65.4% (172)</b>	31.2% (82)	3.0% (8)	0.0% (0)	0.0% (0)	0.4% (1)	1.37	263
Tech-savvy	<b>49.4% (130)</b>	36.1% (95)	12.9% (34)	1.5% (4)	0.0% (0)	0.0% (0)	1.67	263
A leader in innovation at my place of work	37.6% (99)	<b>38.4% (101)</b>	17.9% (47)	2.3% (6)	1.9% (5)	1.9% (5)	1.90	263
Happy at my job	32.4% (85)	<b>37.8% (99)</b>	21.4% (56)	5.7% (15)	1.1% (3)	1.5% (4)	2.04	262
							<b>answered question</b>	<b>264</b>
							<b>skipped question</b>	<b>17</b>

[Terms of Use](#) [Privacy Statement](#) [Opt Out/Opt In](#) [Contact Us](#)

Copyright ©1999-2007 SurveyMonkey.com. All Rights Reserved.

No portion of this site may be copied without the express written consent of SurveyMonkey.com. 35