



survey title:

2007 Survey of the Biblioblogosphere [Edit Title](#)

[design survey](#)

[collect responses](#)

[analyze results](#)

- [View Summary](#)
- [Browse Responses](#)
- [Filter Responses](#)
- [Download Responses](#)
- [Share Responses](#)



Response Summary

Active Filter: anonymous [Edit Filter](#) [Unapply Filter](#)

Unfiltered Total: 839

Filtered Total: 186

[Show this Page Only](#)

Page: Introduction

1. What is your gender?

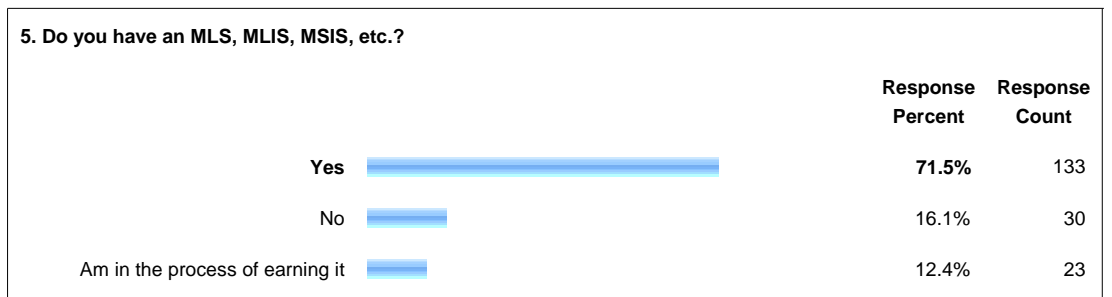
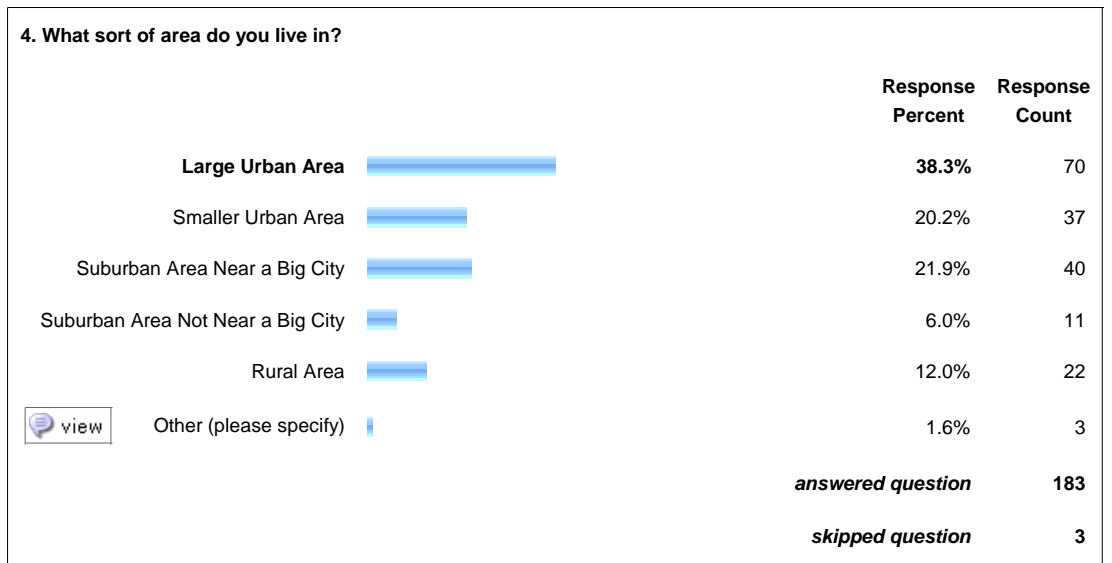
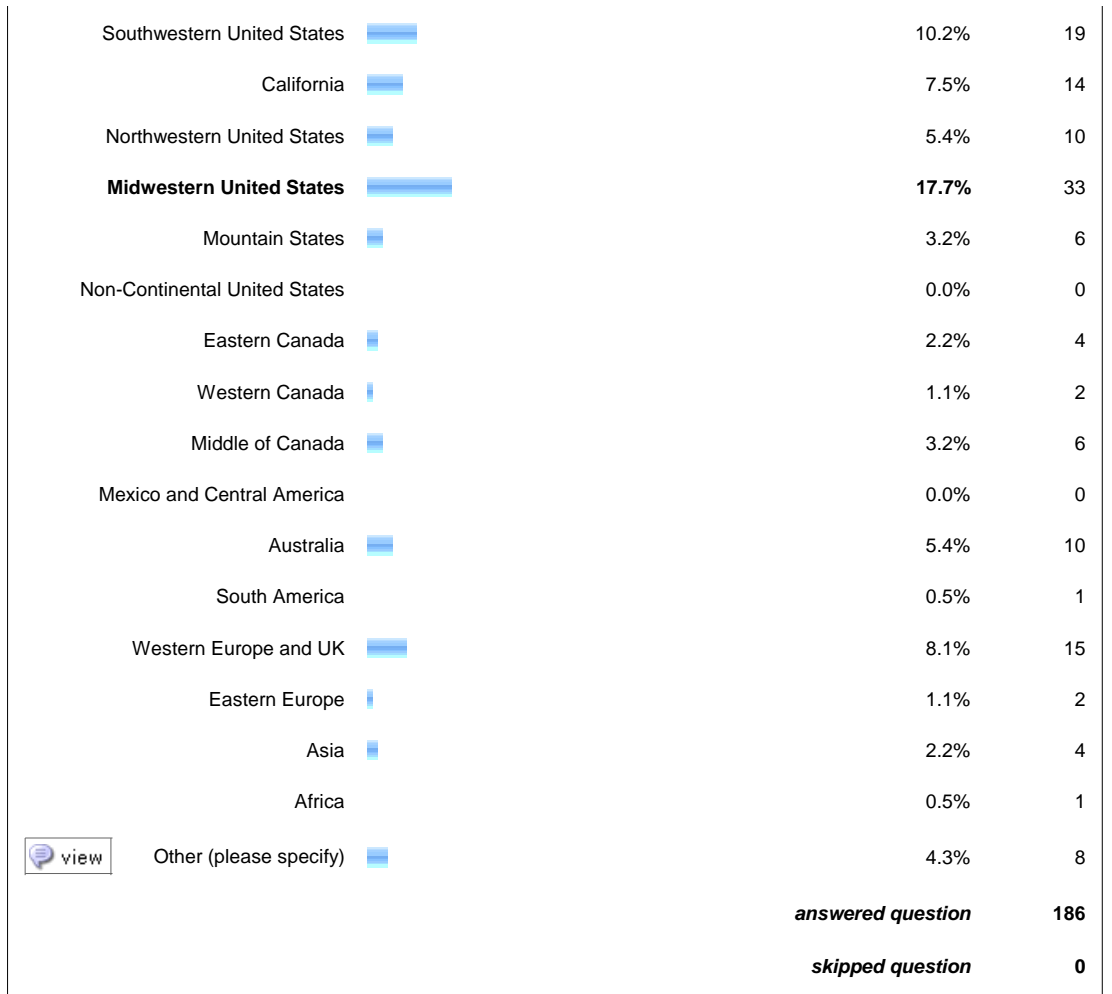
		Response Percent	Response Count
Female		82.8%	154
Male		16.7%	31
Other		0.5%	1
answered question			186
skipped question			0

2. What is your age?

		Response Percent	Response Count
Under 24		2.2%	4
24 to 30		26.9%	50
31 to 40		35.0%	65
41 to 50		21.0%	39
51 to 60		12.9%	24
Over 60		2.2%	4
answered question			186
skipped question			0


3. Where do you live?

		Response Percent	Response Count
Northeastern United States		16.1%	30
Southeastern United States		11.3%	21



<i>answered question</i>	186
<i>skipped question</i>	0

6. Do you have any other advanced degrees (check all that apply)?

	Response Percent	Response Count
Masters in History	3.5%	5
Masters in English	4.2%	6
Masters in Education	7.6%	11
Masters in Social Work/Counseling/Psychology/etc.	2.1%	3
Masters in Computer Science	2.1%	3
MBA or MPA	0.7%	1
Other Masters	9.7%	14
Doctorate in Library Science	0.7%	1
Juris Doctorate	0.0%	0
Other Doctorate	0.0%	0
No other advanced degrees	66.7%	96
 Other (please specify)	6.3%	9
<i>answered question</i>	144	
<i>skipped question</i>	42	

7. If you have an MLS, at what age did you (or will you) receive your degree in library science/librarianship/etc?

	Response Percent	Response Count
Under 25	24.0%	36
25 to 30	42.7%	64
31 to 40	21.3%	32
41 to 50	11.3%	17
51 to 60	0.7%	1
Over 60	0.0%	0
<i>answered question</i>	150	
<i>skipped question</i>	36	


8. What sort of setting do you work in?

	Response Percent	Response Count
Very Small Public Library (serving 10,000 or fewer)	0.5%	1

Small Public Library (serving 10,001 to 40,000)		9.7%	18
Medium-Sized Public Library (serving 40,001 to 99,999)		10.2%	19
Large Public Library (serving 100,000 and up)		16.7%	31
Small Academic Library (3,000 or fewer students)		5.4%	10
Medium-Sized Academic Library (3,001 to 15,000 students)		11.8%	22
Large Academic Library (more than 15,000 students)		10.8%	20
School Library (K-12)		7.0%	13
Corporate Library		1.1%	2
Government Library/State Library		4.3%	8
Museum/Archive/Historical Society		2.2%	4
Law Library		2.2%	4
Medical/Health Science Library		1.6%	3
Any other Special Library		3.2%	6
Library School		0.0%	0
Library Consortium or System (NSLS, SEFLIN, PALS, etc.)		2.2%	4
Vendor		1.1%	2
I'm not employed		4.8%	9
Other (please specify)		5.4%	10
		answered question	186
		skipped question	0

9. What best describes the sort of work you do? Please choose the one that best describes what you do most often in your job. If none come close to fitting, please choose other and list your job title.

	Response Percent	Response Count
General Public Services	6.5%	12
Reference	18.8%	35
Instruction	4.3%	8
Outreach	0.0%	0
Subject Liaison	1.1%	2
Youth Services	8.1%	15
Access Services	0.5%	1
Circulation	2.7%	5
Information Delivery/ILL	0.0%	0





General Tech Services	0.5%	1
Cataloging	4.8%	9
Acquisitions/Collection Development	6.5%	12
Distance Learning	1.1%	2
Web Development	5.4%	10
Systems/IT	2.7%	5
Electronic Resources	4.3%	8
Computer Programming	1.1%	2
Instructional Technologies/Emerging Technologies	2.7%	5
Archivist/Records Manager	1.1%	2
Administrator	4.3%	8
Solo Librarian	6.5%	12
Member Services	0.5%	1
Consultant	2.7%	5
Professor	0.0%	0
Unemployed	1.6%	3
 Other (please specify)	12.4%	23
answered question		186
skipped question		0

10. What point are you at in your career?

	Response Percent	Response Count
Library student	5.9%	11
New grad looking for a job	2.2%	4
Working less than 1 year in the profession	4.8%	9
Working in the profession for 1-3 years	19.9%	37
Working in the profession for 4-6 years	14.5%	27
Working in the profession for 7-10 years	19.4%	36
Working in the profession for 11-15 years	10.2%	19
Working in the profession for 16-20 years	6.5%	12
Working in the profession for more than 20 years	12.9%	24

 view	Other (please specify) 	3.8%	7
		answered question	186
		skipped question	0









11. Does your job require you to manage others?

	Response Percent	Response Count	
Yes, I am the direct supervisor of other professional/non-professional staff members 	33.3%	62	
No 	63.4%	118	
 view	Other (please specify) 	3.2%	6
		answered question	186
		skipped question	0



Show this Page Only


Page: Blog Demographics

12. How long have you had your primary blog?

	Response Percent	Response Count	
Less than 4 months 	25.8%	48	
4-8 months 	12.9%	24	
9 months – 1 year 	16.1%	30	
13 months to 2 years 	23.1%	43	
25 months to 3 years 	9.7%	18	
37 months to 4 years 	7.5%	14	
49 months to 5 years 	2.2%	4	
61 months to 6 years 	2.2%	4	
73 months to 7 years	0.0%	0	
More than 7 years	0.5%	1	
		answered question	186
		skipped question	0

13. What software/service do you currently use to publish your primary blog?

	Response Percent	Response Count
Wordpress 	15.7%	29
Moveable Type	0.0%	0
Blogger 	58.9%	109



1999		1.6%	3
2000		2.2%	4
2001		3.2%	6
2002		9.1%	17
2003		7.5%	14
2004		14.0%	26
2005		15.1%	28
2006		20.4%	38
2007		25.3%	47
		answered question	186
		skipped question	0

18. Do you contribute to more than one blog?

		Response Percent	Response Count
Yes		61.8%	115
No		38.2%	71
		answered question	186
		skipped question	0

19. What type of blog(s) do you have? Please choose a single answer for each individual blog you have.

		Response Percent	Response Count
Personal blog (1 author)		79.0%	147
Collaborative personal blog (more than 1 author)		14.5%	27
Professional blog (1 author)		29.0%	54
Collaborative professional blog (more than 1 author)		16.1%	30
Internal staff blog		7.0%	13
Official library blog for patrons		17.2%	32
Official library blog for librarians (ALA TechSource Blog, PLA Blog, LITA Blog, etc.)		3.2%	6
Other (please specify)		5.9%	11
		answered question	186
		skipped question	0

20. Please choose the top three reasons why you blog.

		Response Percent	Response Count
To share ideas with others		64.0%	119
To record ideas for myself / to keep current		45.7%	85
To network / to become part of a community		30.1%	56
To reach out to patrons or clients		17.7%	33
For self-promotion / career advancement / make a name for myself		4.3%	8
To write / to develop my writing skills		29.0%	54
To process ideas / to clarify my thinking on certain issues		28.0%	52
To contribute to the profession		15.6%	29
No one else was writing about my specific topic / to represent the underrepresented		6.5%	12
To vent my frustrations		16.1%	30
Other (please specify)		8.6%	16
answered question			186
skipped question			0

21. Do you receive any revenue from blogging?

		Response Percent	Response Count
Yes, I get paid specifically to blog.		0.0%	0
Yes, I receive ad revenue.		2.7%	5
Yes, I earn revenue from licensing my blog content.		0.5%	1
I earn revenue from more than one of these means.		0.0%	0
No		95.1%	176
Other (please specify)		1.6%	3
answered question			185
skipped question			1

22. In addition to publishing content on your blog, do you publish in the professional literature? (Choose all that apply)

		Response Percent	Response Count
I have published in a local or state publication (not peer-reviewed)		19.0%	35

I have published in a small-readership publication with national or international readership (not peer-reviewed)		14.7%	27
I have published in a major national or international publication (not peer-reviewed)		6.0%	11
I have published in a peer-reviewed journal		12.0%	22
I have contributed a chapter to a published book		10.3%	19
I have written a published book (alone or with 1-2 other authors)		1.1%	2
No		63.0%	116
Other (please specify)		7.1%	13
answered question			184
skipped question			2

Show this Page Only

Page: Attitudes and Behaviors

23. What is the primary way that you read blog content?

	Response Percent	Response Count
I visit each blog individually		26.2% 48
I read blogs in a Web-based RSS aggregator (Bloglines, Google Reader, etc.)		66.1% 121
I read blogs in a desktop RSS aggregator (MS Outlook, Vienna, NetNewsWire, etc.)		4.4% 8
I read blogs on a personalized start page (Netvibes, MyYahoo!, Pageflakes, etc.)		2.7% 5
Other (please specify)		0.6% 1
answered question		183
skipped question		3

24. How many blogs are you subscribed to (or if you don't subscribe, how many do you follow)?

	Response Percent	Response Count
Less than 15		34.8% 64
16 to 40		30.4% 56
41 to 75		10.3% 19
76 to 100		5.4% 10

101 to 150		10.3%	19
151 to 200		2.2%	4
more than 200		6.5%	12
answered question			184
skipped question			2

25. What other social networking tools do you use to network with people in the profession (choose all that apply)?

		Response Percent	Response Count
Instant Messaging		50.3%	73
Wikis		49.7%	72
Flickr		46.2%	67
MySpace		29.0%	42
Facebook		41.4%	60
Twitter		11.7%	17
Ning		17.9%	26
LinkedIn		24.1%	35
Other (please specify)		11.7%	17
answered question			145
skipped question			41

26. How would you rate yourself on the following qualities?

	Definitely	Pretty-much	Somewhat	Barely	Not at all	N/A	Rating Average	Response Count
Open to change	47.8% (88)	42.9% (79)	9.2% (17)	0.0% (0)	0.0% (0)	0.0% (0)	1.61	184
Tech-savvy	21.9% (40)	50.3% (92)	26.8% (49)	1.1% (2)	0.0% (0)	0.0% (0)	2.07	183
A leader in innovation at my place of work	24.0% (44)	31.1% (57)	34.4% (63)	7.1% (13)	0.5% (1)	2.7% (5)	2.27	183
Happy at my job	27.1% (49)	42.5% (77)	19.3% (35)	5.0% (9)	2.2% (4)	3.9% (7)	2.09	181
answered question								184
skipped question								2

[Terms of Use](#) [Privacy Statement](#) [Opt Out/Opt In](#) [Contact Us](#)

Copyright ©1999-2007 SurveyMonkey.com. All Rights Reserved.

No portion of this site may be copied without the express written consent of SurveyMonkey.com. 35