



survey title:

**2007 Survey of the Biblioblogosphere** [Edit Title](#)

[design survey](#)

[collect responses](#)

[analyze results](#)

- [View Summary](#)
- [Browse Responses](#)
- [Filter Responses](#)
- [Download Responses](#)
- [Share Responses](#)



## Response Summary

**Active Filter:** Consortium [Edit Filter](#) [Unapply Filter](#)

**Unfiltered Total:** 839

**Filtered Total:** 32

[Show this Page Only](#)

Page: Introduction

### 1. What is your gender?

	Response Percent	Response Count
Female	62.5%	20
Male	37.5%	12
Other	0.0%	0
<b>answered question</b>		<b>32</b>
<b>skipped question</b>		<b>0</b>

### 2. What is your age?

	Response Percent	Response Count
Under 24	0.0%	0
24 to 30	34.4%	11
31 to 40	28.1%	9
41 to 50	18.8%	6
51 to 60	15.6%	5
Over 60	3.1%	1
<b>answered question</b>		<b>32</b>
<b>skipped question</b>		<b>0</b>

### 3. Where do you live?

	Response Percent	Response Count
Northeastern United States	15.6%	5
Southeastern United States	9.4%	3

Southwestern United States	0.0%	0
California	9.4%	3
Northwestern United States	0.0%	0
<b>Midwestern United States</b>	<b>53.1%</b>	<b>17</b>
Mountain States	0.0%	0
Non-Continental United States	0.0%	0
Eastern Canada	3.1%	1
Western Canada	0.0%	0
Middle of Canada	0.0%	0
Mexico and Central America	0.0%	0
Australia	0.0%	0
South America	0.0%	0
Western Europe and UK	9.4%	3
Eastern Europe	0.0%	0
Asia	0.0%	0
Africa	0.0%	0
Other (please specify)	0.0%	0
<b>answered question</b>		<b>32</b>
<b>skipped question</b>		<b>0</b>

**4. What sort of area do you live in?**

	Response Percent	Response Count
Large Urban Area	28.1%	9
<b>Smaller Urban Area</b>	<b>34.4%</b>	<b>11</b>
Suburban Area Near a Big City	21.9%	7
Suburban Area Not Near a Big City	6.3%	2
Rural Area	9.4%	3
Other (please specify)	0.0%	0
<b>answered question</b>		<b>32</b>
<b>skipped question</b>		<b>0</b>


**5. Do you have an MLS, MLIS, MSIS, etc.?**

	Response Percent	Response Count
<b>Yes</b>	<b>65.6%</b>	<b>21</b>
No	21.9%	7
Am in the process of earning it	12.5%	4

*answered question* **32**

*skipped question* **0**

**6. Do you have any other advanced degrees (check all that apply)?**

	Response Percent	Response Count
Masters in History	0.0%	0
Masters in English	4.0%	1
Masters in Education	4.0%	1
Masters in Social Work/Counseling/Psychology/etc.	0.0%	0
Masters in Computer Science	4.0%	1
MBA or MPA	4.0%	1
Other Masters	16.0%	4
Doctorate in Library Science	0.0%	0
Juris Doctorate	4.0%	1
Other Doctorate	0.0%	0
<b>No other advanced degrees</b>	<b>56.0%</b>	<b>14</b>
 Other (please specify)	16.0%	4
<i>answered question</i>		<b>25</b>
<i>skipped question</i>		<b>7</b>

**7. If you have an MLS, at what age did you (or will you) receive your degree in library science/librarianship/etc?**

	Response Percent	Response Count
Under 25	21.7%	5
<b>25 to 30</b>	<b>56.5%</b>	<b>13</b>
31 to 40	17.4%	4
41 to 50	4.4%	1
51 to 60	0.0%	0
Over 60	0.0%	0
<i>answered question</i>		<b>23</b>
<i>skipped question</i>		<b>9</b>


**8. What sort of setting do you work in?**

	Response Percent	Response Count
Very Small Public Library (serving 10,000 or fewer)	0.0%	0

Small Public Library (serving 10,001 to 40,000)	0.0%	0
Medium-Sized Public Library (serving 40,0001 to 99,999)	0.0%	0
Large Public Library (serving 100,000 and up)	0.0%	0
Small Academic Library (3,000 or fewer students)	0.0%	0
Medium-Sized Academic Library (3,001 to 15,000 students)	0.0%	0
Large Academic Library (more than 15,000 students)	0.0%	0
School Library (K-12)	0.0%	0
Corporate Library	0.0%	0
Government Library/State Library	0.0%	0
Museum/Archive/Historical Society	0.0%	0
Law Library	0.0%	0
Medical/Health Science Library	0.0%	0
Any other Special Library	0.0%	0
Library School	0.0%	0
<b>Library Consortium or System (NSLS, SEFLIN, PALS, etc.)</b>	<b>100.0%</b>	<b>32</b>
Vendor	0.0%	0
I'm not employed	0.0%	0
Other (please specify)	0.0%	0
<b>answered question</b>		<b>32</b>
<b>skipped question</b>		<b>0</b>

**9. What best describes the sort of work you do? Please choose the one that best describes what you do most often in your job. If none come close to fitting, please choose other and list your job title.**

	Response Percent	Response Count
General Public Services	0.0%	0
Reference	0.0%	0
Instruction	9.4%	3
Outreach	0.0%	0
Subject Liaison	0.0%	0
Youth Services	3.1%	1
Access Services	0.0%	0
Circulation	0.0%	0
Information Delivery/ILL	0.0%	0

General Tech Services	0.0%	0
Cataloging	3.1%	1
Acquisitions/Collection Development	0.0%	0
Distance Learning	3.1%	1
Web Development	3.1%	1
Systems/IT	15.6%	5
Electronic Resources	3.1%	1
Computer Programming	0.0%	0
Instructional Technologies/Emerging Technologies	6.3%	2
Archivist/Records Manager	0.0%	0
Administrator	15.6%	5
Solo Librarian	0.0%	0
<b>Member Services</b>	<b>21.9%</b>	<b>7</b>
Consultant	0.0%	0
Professor	0.0%	0
Unemployed	0.0%	0
 Other (please specify)	15.6%	5
<b>answered question</b>		<b>32</b>
<b>skipped question</b>		<b>0</b>

**10. What point are you at in your career?**

	Response Percent	Response Count
Library student	6.3%	2
New grad looking for a job	0.0%	0
Working less than 1 year in the profession	9.4%	3
Working in the profession for 1-3 years	9.4%	3
Working in the profession for 4-6 years	15.6%	5
Working in the profession for 7-10 years	9.4%	3
Working in the profession for 11-15 years	12.5%	4
Working in the profession for 16-20 years	12.5%	4
<b>Working in the profession for more than 20 years</b>	<b>25.0%</b>	<b>8</b>
Other (please specify)	0.0%	0

*answered question* **32**

*skipped question* **0**

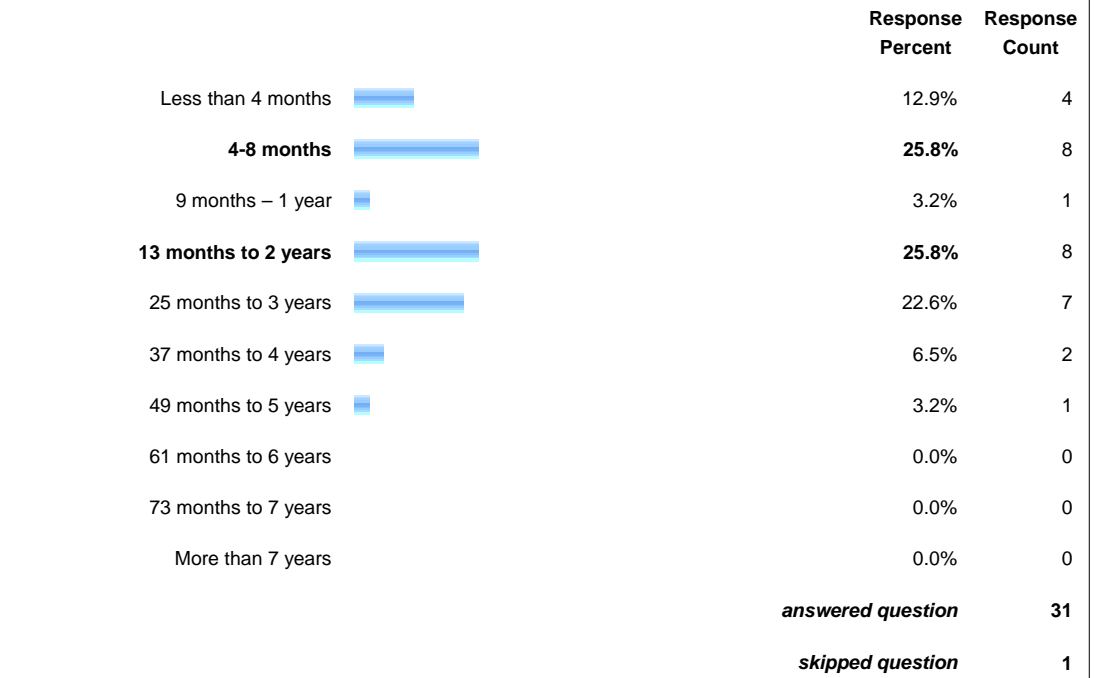
**11. Does your job require you to manage others?**



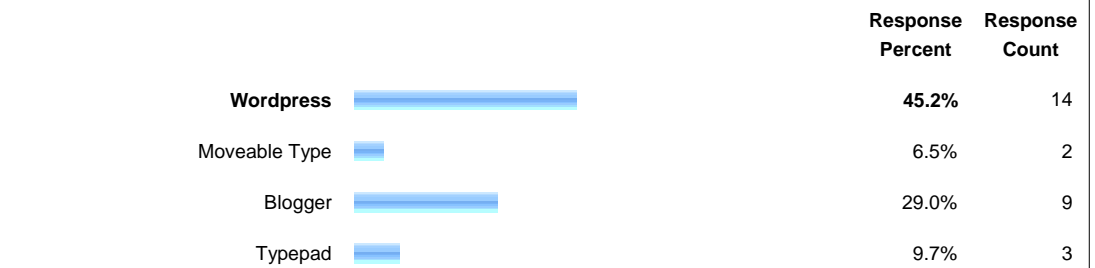
Show this Page Only

**Page: Blog Demographics**

**12. How long have you had your primary blog?**



**13. What software/service do you currently use to publish your primary blog?**



LiveJournal	0.0%	0
MySpace	6.5%	2
Ning	0.0%	0
Self-designed/custom	0.0%	0
 Other (please specify)	3.2%	1
<b>answered question</b>		<b>31</b>
<b>skipped question</b>		<b>1</b>

**14. Do you blog anonymously?**

	Response Percent	Response Count
Yes	12.9%	4
No	87.1%	27
<b>answered question</b>		<b>31</b>
<b>skipped question</b>		<b>1</b>

**15. If your primary blog is not sponsored by your place of employment, do people at work know about your blog?**

	Response Percent	Response Count
Yes	74.1%	20
No	14.8%	4
Not sure	11.1%	3
<b>answered question</b>		<b>27</b>
<b>skipped question</b>		<b>5</b>

**16. Was this your first blog?**

	Response Percent	Response Count
Yes	54.8%	17
No	45.2%	14
<b>answered question</b>		<b>31</b>
<b>skipped question</b>		<b>1</b>

**17. When did you first start blogging?**

	Response Percent	Response Count
1997 or earlier	0.0%	0
1998	0.0%	0
1999	0.0%	0

2000		3.2%	1
2001		0.0%	0
2002		0.0%	0
2003		16.1%	5
2004		16.1%	5
<b>2005</b>		<b>45.2%</b>	<b>14</b>
2006		6.5%	2
2007		12.9%	4
<b>answered question</b>			<b>31</b>
<b>skipped question</b>			<b>1</b>

**18. Do you contribute to more than one blog?**

		Response Percent	Response Count
Yes		74.2%	23
No		25.8%	8
<b>answered question</b>			<b>31</b>
<b>skipped question</b>			<b>1</b>













**19. What type of blog(s) do you have? Please choose a single answer for each individual blog you have.**

		Response Percent	Response Count
<b>Personal blog (1 author)</b>		<b>71.0%</b>	<b>22</b>
Collaborative personal blog (more than 1 author)		12.9%	4
Professional blog (1 author)		41.9%	13
Collaborative professional blog (more than 1 author)		41.9%	13
Internal staff blog		25.8%	8
Official library blog for patrons		6.5%	2
Official library blog for librarians (ALA TechSource Blog, PLA Blog, LITA Blog, etc.)		16.1%	5
Other (please specify)		6.5%	2
<b>answered question</b>			<b>31</b>
<b>skipped question</b>			<b>1</b>


**20. Please choose the top three reasons why you blog.**

Response Percent    Response Count



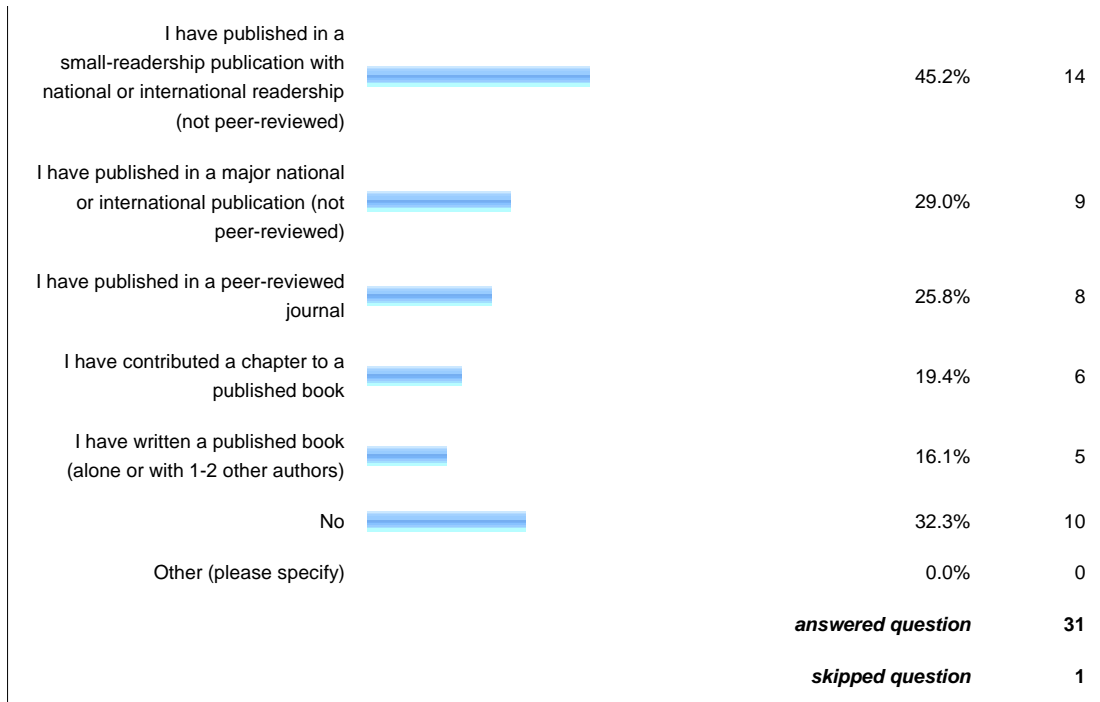
<b>To share ideas with others</b>		<b>80.7%</b>	25
To record ideas for myself / to keep current		22.6%	7
To network / to become part of a community		32.3%	10
To reach out to patrons or clients		25.8%	8
For self-promotion / career advancement / make a name for myself		22.6%	7
To write / to develop my writing skills		22.6%	7
To process ideas / to clarify my thinking on certain issues		32.3%	10
To contribute to the profession		19.4%	6
No one else was writing about my specific topic / to represent the underrepresented		12.9%	4
To vent my frustrations		6.5%	2
 Other (please specify)		12.9%	4
<b>answered question</b>			<b>31</b>
<b>skipped question</b>			<b>1</b>

**21. Do you receive any revenue from blogging?**

	Response Percent	Response Count
Yes, I get paid specifically to blog.	3.3%	1
Yes, I receive ad revenue.	0.0%	0
Yes, I earn revenue from licensing my blog content.	0.0%	0
I earn revenue from more than one of these means.	3.3%	1
<b>No</b>	<b>86.7%</b>	<b>26</b>
 Other (please specify)	6.7%	2
<b>answered question</b>		<b>30</b>
<b>skipped question</b>		<b>2</b>

**22. In addition to publishing content on your blog, do you publish in the professional literature? (Choose all that apply)**

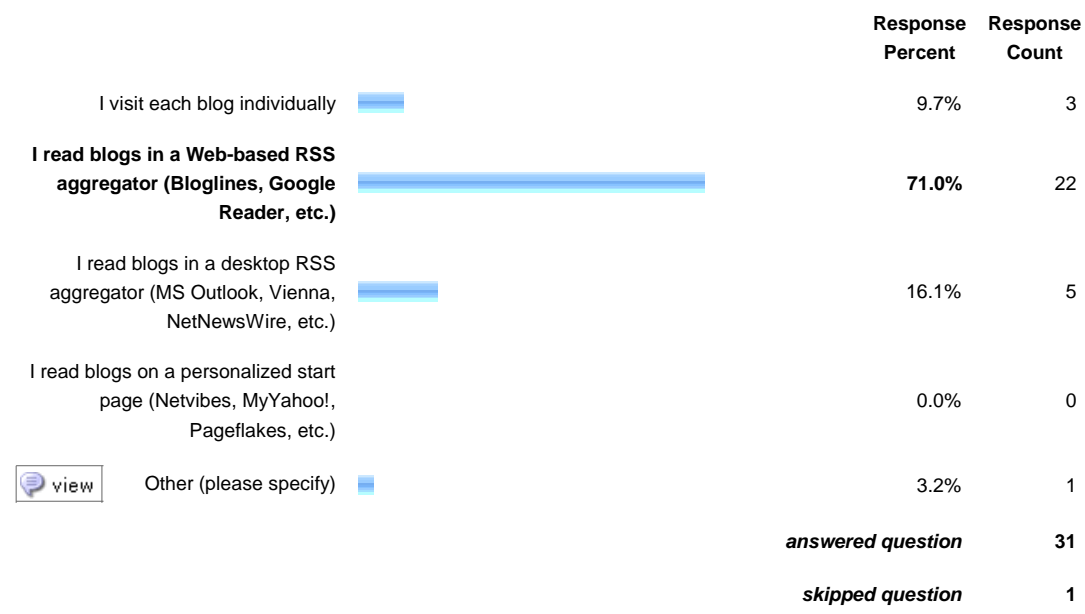
	Response Percent	Response Count
<b>I have published in a local or state publication (not peer-reviewed)</b>	<b>54.8%</b>	<b>17</b>



Show this Page Only

Page: Attitudes and Behaviors

23. What is the primary way that you read blog content?



24. How many blogs are you subscribed to (or if you don't subscribe, how many do you follow)?



101 to 150		12.9%	4
151 to 200		6.5%	2
<b>more than 200</b>		<b>22.6%</b>	<b>7</b>
<b>answered question</b>			<b>31</b>
<b>skipped question</b>			<b>1</b>

**25. What other social networking tools do you use to network with people in the profession (choose all that apply)?**

		Response Percent	Response Count
<b>Instant Messaging</b>		<b>80.0%</b>	24
Wikis		76.7%	23
Flickr		70.0%	21
MySpace		33.3%	10
Facebook		36.7%	11
Twitter		20.0%	6
Ning		36.7%	11
LinkedIn		50.0%	15
Other (please specify)		16.7%	5
<b>answered question</b>			<b>30</b>
<b>skipped question</b>			<b>2</b>

**26. How would you rate yourself on the following qualities?**

	Definitely	Pretty-much	Somewhat	Barely	Not at all	N/A	Rating Average	Response Count
Open to change	<b>67.7% (21)</b>	29.0% (9)	3.2% (1)	0.0% (0)	0.0% (0)	0.0% (0)	1.35	31
Tech-savvy	<b>51.6% (16)</b>	29.0% (9)	19.4% (6)	0.0% (0)	0.0% (0)	0.0% (0)	1.68	31
A leader in innovation at my place of work	<b>41.9% (13)</b>	25.8% (8)	25.8% (8)	3.2% (1)	0.0% (0)	3.2% (1)	1.90	31
Happy at my job	<b>45.2% (14)</b>	35.5% (11)	12.9% (4)	3.2% (1)	3.2% (1)	0.0% (0)	1.84	31
<b>answered question</b>								<b>31</b>
<b>skipped question</b>								<b>1</b>

[Terms of Use](#) [Privacy Statement](#) [Opt Out/Opt In](#) [Contact Us](#)

Copyright ©1999-2007 SurveyMonkey.com. All Rights Reserved.

No portion of this site may be copied without the express written consent of SurveyMonkey.com. 35