



survey title:

**2007 Survey of the Biblioblogosphere** [Edit Title](#)

[design survey](#)

[collect responses](#)

[analyze results](#)

- [View Summary](#)
- [Browse Responses](#)
- [Filter Responses](#)
- [Download Responses](#)
- [Share Responses](#)



## Response Summary

**Active Filter:** Female [Edit Filter](#) [Unapply Filter](#)  
**Unfiltered Total:** 839  
**Filtered Total:** 556

[Show this Page Only](#)

Page: Introduction

### 1. What is your gender?

	Response Percent	Response Count
Female	100.0%	556
Male	0.0%	0
Other	0.0%	0
<b>answered question</b>		<b>556</b>
<b>skipped question</b>		<b>0</b>

### 2. What is your age?

	Response Percent	Response Count
Under 24	1.6%	9
24 to 30	25.7%	143
31 to 40	33.3%	185
41 to 50	21.0%	117
51 to 60	15.7%	87
Over 60	2.7%	15
<b>answered question</b>		<b>556</b>
<b>skipped question</b>		<b>0</b>

### 3. Where do you live?

	Response Percent	Response Count
Northeastern United States	17.8%	99
Southeastern United States	13.7%	76

Southwestern United States		7.7%	43
California		7.7%	43
Northwestern United States		4.9%	27
<b>Midwestern United States</b>		<b>19.8%</b>	110
Mountain States		2.7%	15
Non-Continental United States		0.0%	0
Eastern Canada		1.6%	9
Western Canada		2.7%	15
Middle of Canada		1.8%	10
Mexico and Central America		0.4%	2
Australia		5.6%	31
South America		0.2%	1
Western Europe and UK		7.7%	43
Eastern Europe		0.9%	5
Asia		0.5%	3
Africa		0.4%	2
Other (please specify)		4.0%	22
		<b>answered question</b>	<b>556</b>
		<b>skipped question</b>	<b>0</b>

**4. What sort of area do you live in?**


		Response Percent	Response Count
<b>Large Urban Area</b>		31.8%	176
Smaller Urban Area		27.5%	152
Suburban Area Near a Big City		20.1%	111
Suburban Area Not Near a Big City		7.1%	39
Rural Area		12.5%	69
Other (please specify)		1.1%	6
		<b>answered question</b>	<b>553</b>
		<b>skipped question</b>	<b>3</b>

**5. Do you have an MLS, MLIS, MSIS, etc.?**

		Response Percent	Response Count
<b>Yes</b>		72.7%	404
No		13.7%	76
Am in the process of earning it		13.7%	76

<i>answered question</i>	<b>556</b>
<i>skipped question</i>	<b>0</b>

**6. Do you have any other advanced degrees (check all that apply)?**

	<b>Response Percent</b>	<b>Response Count</b>
Masters in History	2.2%	10
Masters in English	4.8%	22
Masters in Education	5.9%	27
Masters in Social Work/Counseling/Psychology/etc.	1.3%	6
Masters in Computer Science	0.2%	1
MBA or MPA	1.1%	5
Other Masters	13.2%	60
Doctorate in Library Science	1.8%	8
Juris Doctorate	1.5%	7
Other Doctorate	1.1%	5
<b>No other advanced degrees</b>	<b>61.3%</b>	<b>279</b>
 Other (please specify)	9.7%	44
<i>answered question</i>	<b>455</b>	
<i>skipped question</i>	<b>101</b>	

**7. If you have an MLS, at what age did you (or will you) receive your degree in library science/librarianship/etc?**

	<b>Response Percent</b>	<b>Response Count</b>
Under 25	22.8%	104
<b>25 to 30</b>	<b>40.5%</b>	<b>185</b>
31 to 40	24.5%	112
41 to 50	11.2%	51
51 to 60	1.1%	5
Over 60	0.0%	0
<i>answered question</i>	<b>457</b>	
<i>skipped question</i>	<b>99</b>	

**8. What sort of setting do you work in?**

	<b>Response Percent</b>	<b>Response Count</b>
Very Small Public Library (serving 10,000 or fewer)	2.5%	14

Small Public Library (serving 10,001 to 40,000)		7.2%	40
Medium-Sized Public Library (serving 40,001 to 99,999)		7.2%	40
<b>Large Public Library (serving 100,000 and up)</b>		<b>14.0%</b>	78
Small Academic Library (3,000 or fewer students)		6.7%	37
Medium-Sized Academic Library (3,001 to 15,000 students)		11.5%	64
Large Academic Library (more than 15,000 students)		13.5%	75
School Library (K-12)		7.0%	39
Corporate Library		2.0%	11
Government Library/State Library		3.4%	19
Museum/Archive/Historical Society		0.5%	3
Law Library		2.3%	13
Medical/Health Science Library		3.8%	21
Any other Special Library		2.7%	15
Library School		0.5%	3
Library Consortium or System (NSLS, SEFLIN, PALS, etc.)		3.6%	20
Vendor		0.9%	5
I'm not employed		3.4%	19
Other (please specify)		7.2%	40
		<b>answered question</b>	<b>556</b>
		<b>skipped question</b>	<b>0</b>

**9. What best describes the sort of work you do? Please choose the one that best describes what you do most often in your job. If none come close to fitting, please choose other and list your job title.**

	Response Percent	Response Count
General Public Services	7.0%	39
<b>Reference</b>	<b>15.5%</b>	86
Instruction	4.3%	24
Outreach	0.7%	4
Subject Liaison	2.3%	13
Youth Services	6.7%	37
Access Services	0.7%	4
Circulation	1.4%	8
Information Delivery/ILL	1.1%	6





General Tech Services		1.4%	8
Cataloging		4.9%	27
Acquisitions/Collection Development		3.1%	17
Distance Learning		0.7%	4
Web Development		3.8%	21
Systems/IT		4.0%	22
Electronic Resources		4.5%	25
Computer Programming		0.2%	1
Instructional Technologies/Emerging Technologies		3.2%	18
Archivist/Records Manager		0.9%	5
Administrator		6.1%	34
Solo Librarian		6.5%	36
Member Services		1.1%	6
Consultant		2.9%	16
Professor		0.9%	5
Unemployed		1.3%	7
Other (please specify)		14.9%	83
		<b>answered question</b>	<b>556</b>
		<b>skipped question</b>	<b>0</b>

**10. What point are you at in your career?**

		<b>Response Percent</b>	<b>Response Count</b>
Library student		6.7%	37
New grad looking for a job		2.3%	13
Working less than 1 year in the profession		5.8%	32
<b>Working in the profession for 1-3 years</b>		<b>18.5%</b>	103
Working in the profession for 4-6 years		16.0%	89
Working in the profession for 7-10 years		15.1%	84
Working in the profession for 11-15 years		10.4%	58
Working in the profession for 16-20 years		7.0%	39
Working in the profession for more than 20 years		14.6%	81

 view	Other (please specify) 	3.6%	20
		<b>answered question</b>	<b>556</b>
		<b>skipped question</b>	<b>0</b>










**11. Does your job require you to manage others?**

	Response Percent	Response Count	
Yes, I am the direct supervisor of other professional/non-professional staff members 	39.1%	217	
<b>No</b> 	<b>55.1%</b>	<b>306</b>	
 view	Other (please specify) 	5.8%	32
		<b>answered question</b>	<b>555</b>
		<b>skipped question</b>	<b>1</b>




Show this Page Only

**Page: Blog Demographics**

**12. How long have you had your primary blog?**



	Response Percent	Response Count	
Less than 4 months 	19.8%	103	
4-8 months 	13.8%	72	
9 months – 1 year 	16.9%	88	
<b>13 months to 2 years</b> 	<b>22.5%</b>	<b>117</b>	
25 months to 3 years 	13.1%	68	
37 months to 4 years 	6.9%	36	
49 months to 5 years 	2.1%	11	
61 months to 6 years 	2.7%	14	
73 months to 7 years	1.0%	5	
More than 7 years 	1.3%	7	
		<b>answered question</b>	<b>521</b>
		<b>skipped question</b>	<b>35</b>

**13. What software/service do you currently use to publish your primary blog?**

	Response Percent	Response Count
Wordpress 	26.9%	140
Moveable Type 	2.9%	15
<b>Blogger</b> 	<b>52.7%</b>	<b>274</b>

Typepad		2.5%	13
LiveJournal		5.4%	28
MySpace		1.7%	9
Ning		0.2%	1
Self-designed/custom		1.4%	7
 view Other (please specify)		6.4%	33
		<b>answered question</b>	<b>520</b>
		<b>skipped question</b>	<b>36</b>



**14. Do you blog anonymously?**

		Response Percent	Response Count
Yes		29.6%	154
No		70.4%	366
		<b>answered question</b>	<b>520</b>
		<b>skipped question</b>	<b>36</b>

**15. If your primary blog is not sponsored by your place of employment, do people at work know about your blog?**

		Response Percent	Response Count
Yes		61.5%	280
No		19.8%	90
Not sure		18.7%	85
		<b>answered question</b>	<b>455</b>
		<b>skipped question</b>	<b>101</b>

**16. Was this your first blog?**

		Response Percent	Response Count
Yes		63.7%	332
No		36.3%	189
		<b>answered question</b>	<b>521</b>
		<b>skipped question</b>	<b>35</b>

**17. When did you first start blogging?**

		Response Percent	Response Count
1997 or earlier		1.5%	8
1998		0.6%	3

1999		1.7%	9
2000		3.5%	18
2001		4.6%	24
2002		6.3%	33
2003		8.6%	45
2004		11.5%	60
2005		17.9%	93
<b>2006</b>		<b>24.0%</b>	125
2007		19.8%	103
		<b>answered question</b>	<b>521</b>
		<b>skipped question</b>	<b>35</b>

**18. Do you contribute to more than one blog?**

		Response Percent	Response Count
Yes		66.2%	345
No		33.8%	176
		<b>answered question</b>	<b>521</b>
		<b>skipped question</b>	<b>35</b>

**19. What type of blog(s) do you have? Please choose a single answer for each individual blog you have.**

		Response Percent	Response Count
<b>Personal blog (1 author)</b>		<b>64.9%</b>	338
Collaborative personal blog (more than 1 author)		12.1%	63
Professional blog (1 author)		35.7%	186
Collaborative professional blog (more than 1 author)		23.8%	124
Internal staff blog		15.2%	79
Official library blog for patrons		25.1%	131
Official library blog for librarians (ALA TechSource Blog, PLA Blog, LITA Blog, etc.)		5.0%	26
Other (please specify)		6.7%	35
		<b>answered question</b>	<b>521</b>
		<b>skipped question</b>	<b>35</b>

**20. Please choose the top three reasons why you blog.**



		Response Percent	Response Count
<b>To share ideas with others</b>		68.1%	355
To record ideas for myself / to keep current		39.0%	203
To network / to become part of a community		39.7%	207
To reach out to patrons or clients		25.7%	134
For self-promotion / career advancement / make a name for myself		10.6%	55
To write / to develop my writing skills		21.7%	113
To process ideas / to clarify my thinking on certain issues		26.5%	138
To contribute to the profession		20.2%	105
No one else was writing about my specific topic / to represent the underrepresented		7.3%	38
To vent my frustrations		8.5%	44
Other (please specify)		8.6%	45
<b>answered question</b>			<b>521</b>
<b>skipped question</b>			<b>35</b>

**21. Do you receive any revenue from blogging?**

		Response Percent	Response Count
Yes, I get paid specifically to blog.		1.2%	6
Yes, I receive ad revenue.		1.2%	6
Yes, I earn revenue from licensing my blog content.		0.2%	1
I earn revenue from more than one of these means.		0.0%	0
<b>No</b>		96.1%	497
Other (please specify)		1.4%	7
<b>answered question</b>			<b>517</b>
<b>skipped question</b>			<b>39</b>

**22. In addition to publishing content on your blog, do you publish in the professional literature? (Choose all that apply)**

		Response Percent	Response Count
I have published in a local or state publication (not peer-reviewed)		23.1%	120

I have published in a small-readership publication with national or international readership (not peer-reviewed)		19.3%	100
I have published in a major national or international publication (not peer-reviewed)		15.2%	79
I have published in a peer-reviewed journal		17.7%	92
I have contributed a chapter to a published book		14.6%	76
I have written a published book (alone or with 1-2 other authors)		4.6%	24
<b>No</b>		<b>49.5%</b>	<b>257</b>
Other (please specify)		9.3%	48
<b>answered question</b>			<b>519</b>
<b>skipped question</b>			<b>37</b>

Show this Page Only

Page: Attitudes and Behaviors

**23. What is the primary way that you read blog content?**











		Response Percent	Response Count
I visit each blog individually		17.0%	88
<b>I read blogs in a Web-based RSS aggregator (Bloglines, Google Reader, etc.)</b>		<b>73.1%</b>	<b>378</b>
I read blogs in a desktop RSS aggregator (MS Outlook, Vienna, NetNewsWire, etc.)		3.5%	18
I read blogs on a personalized start page (Netvibes, MyYahoo!, Pageflakes, etc.)		3.9%	20
Other (please specify)		2.5%	13
<b>answered question</b>			<b>517</b>
<b>skipped question</b>			<b>39</b>

**24. How many blogs are you subscribed to (or if you don't subscribe, how many do you follow)?**

		Response Percent	Response Count
Less than 15		25.1%	130
<b>16 to 40</b>		<b>27.9%</b>	<b>145</b>
41 to 75		13.7%	71
76 to 100		9.6%	50

101 to 150		11.0%	57
151 to 200		4.1%	21
more than 200		8.7%	45
<b>answered question</b>			<b>519</b>
<b>skipped question</b>			<b>37</b>

**25. What other social networking tools do you use to network with people in the profession (choose all that apply)?**

		Response Percent	Response Count
Instant Messaging		57.0%	257
<b>Wikis</b>		<b>57.2%</b>	258
Flickr		53.7%	242
MySpace		28.8%	130
Facebook		46.8%	211
Twitter		19.1%	86
Ning		30.2%	136
LinkedIn		27.9%	126
 Other (please specify)		12.9%	58
<b>answered question</b>			<b>451</b>
<b>skipped question</b>			<b>105</b>

**26. How would you rate yourself on the following qualities?**

	Definitely	Pretty-much	Somewhat	Barely	Not at all	N/A	Rating Average	Response Count
Open to change	<b>62.4%</b> <b>(324)</b>	32.4% (168)	5.2% (27)	0.0% (0)	0.0% (0)	0.0% (0)	1.43	519
Tech-savvy	31.1% (161)	<b>43.4% (225)</b>	23.9% (124)	1.4% (7)	0.2% (1)	0.0% (0)	1.96	518
A leader in innovation at my place of work	<b>35.1%</b> <b>(182)</b>	33.4% (173)	23.0% (119)	5.2% (27)	0.4% (2)	2.9% (15)	1.99	518
Happy at my job	<b>37.8%</b> <b>(195)</b>	35.9% (185)	16.7% (86)	4.3% (22)	2.5% (13)	2.9% (15)	1.95	516
<b>answered question</b>								<b>519</b>
<b>skipped question</b>								<b>37</b>

[Terms of Use](#) [Privacy Statement](#) [Opt Out/Opt In](#) [Contact Us](#)

Copyright ©1999-2007 SurveyMonkey.com. All Rights Reserved.

No portion of this site may be copied without the express written consent of SurveyMonkey.com. 35