



survey title:

2007 Survey of the Biblioblogosphere [Edit Title](#)

[design survey](#)

[collect responses](#)

[analyze results](#)

- [View Summary](#)
- [Browse Responses](#)
- [Filter Responses](#)
- [Download Responses](#)
- [Share Responses](#)



Response Summary

Active Filter: Happy with job [Edit Filter](#) [Unapply Filter](#)

Unfiltered Total: 839

Filtered Total: 565

[Show this Page Only](#)

Page: Introduction

1. What is your gender?

		Response Percent	Response Count
Female		67.3%	380
Male		32.6%	184
Other		0.2%	1
answered question			565
skipped question			0

2. What is your age?

		Response Percent	Response Count
Under 24		2.0%	11
24 to 30		20.7%	117
31 to 40		38.8%	219
41 to 50		19.8%	112
51 to 60		17.0%	96
Over 60		1.8%	10
answered question			565
skipped question			0

3. Where do you live?

		Response Percent	Response Count
Northeastern United States		17.0%	96
Southeastern United States		13.6%	77

Southwestern United States		7.1%	40
California		6.0%	34
Northwestern United States		5.1%	29
Midwestern United States		18.8%	106
Mountain States		3.0%	17
Non-Continental United States		0.0%	0
Eastern Canada		2.7%	15
Western Canada		1.8%	10
Middle of Canada		1.8%	10
Mexico and Central America		0.0%	0
Australia		4.8%	27
South America		0.4%	2
Western Europe and UK		11.3%	64
Eastern Europe		1.4%	8
Asia		1.1%	6
Africa		0.4%	2
view Other (please specify)		3.9%	22
		answered question	565
		skipped question	0

4. What sort of area do you live in?


		Response Percent	Response Count
Large Urban Area		35.4%	199
Smaller Urban Area		25.9%	146
Suburban Area Near a Big City		19.2%	108
Suburban Area Not Near a Big City		5.7%	32
Rural Area		12.6%	71
view Other (please specify)		1.2%	7
		answered question	563
		skipped question	2

5. Do you have an MLS, MLIS, MSIS, etc.?

		Response Percent	Response Count
Yes		72.4%	409
No		15.2%	86
Am in the process of earning it		12.4%	70

<i>answered question</i>	565
<i>skipped question</i>	0

6. Do you have any other advanced degrees (check all that apply)?

	Response Percent	Response Count
Masters in History	2.6%	12
Masters in English	3.9%	18
Masters in Education	5.0%	23
Masters in Social Work/Counseling/Psychology/etc.	1.1%	5
Masters in Computer Science	2.2%	10
MBA or MPA	2.2%	10
Other Masters	13.8%	64
Doctorate in Library Science	1.3%	6
Juris Doctorate	1.9%	9
Other Doctorate	1.7%	8
No other advanced degrees	60.4%	281
 Other (please specify)	8.8%	41
<i>answered question</i>	465	
<i>skipped question</i>	100	

7. If you have an MLS, at what age did you (or will you) receive your degree in library science/librarianship/etc?

	Response Percent	Response Count
Under 25	21.9%	99
25 to 30	41.5%	188
31 to 40	27.2%	123
41 to 50	8.2%	37
51 to 60	1.3%	6
Over 60	0.0%	0
<i>answered question</i>	453	
<i>skipped question</i>	112	


8. What sort of setting do you work in?

	Response Percent	Response Count
Very Small Public Library (serving 10,000 or fewer)	2.7%	15

Small Public Library (serving 10,001 to 40,000)		6.0%	34
Medium-Sized Public Library (serving 40,001 to 99,999)		7.4%	42
Large Public Library (serving 100,000 and up)		12.2%	69
Small Academic Library (3,000 or fewer students)		6.0%	34
Medium-Sized Academic Library (3,001 to 15,000 students)		12.2%	69
Large Academic Library (more than 15,000 students)		15.9%	90
School Library (K-12)		6.9%	39
Corporate Library		2.1%	12
Government Library/State Library		3.5%	20
Museum/Archive/Historical Society		0.7%	4
Law Library		2.5%	14
Medical/Health Science Library		3.4%	19
Any other Special Library		2.7%	15
Library School		1.1%	6
Library Consortium or System (NSLS, SEFLIN, PALS, etc.)		4.4%	25
Vendor		1.6%	9
I'm not employed		1.4%	8
Other (please specify)		7.3%	41
		answered question	565
		skipped question	0

9. What best describes the sort of work you do? Please choose the one that best describes what you do most often in your job. If none come close to fitting, please choose other and list your job title.

	Response Percent	Response Count
General Public Services	6.9%	39
Reference	15.6%	88
Instruction	4.6%	26
Outreach	0.7%	4
Subject Liaison	2.8%	16
Youth Services	4.6%	26
Access Services	0.4%	2
Circulation	1.1%	6
Information Delivery/ILL	0.5%	3





General Tech Services	0.9%	5
Cataloging	3.4%	19
Acquisitions/Collection Development	2.8%	16
Distance Learning	0.9%	5
Web Development	3.9%	22
Systems/IT	6.6%	37
Electronic Resources	4.4%	25
Computer Programming	0.7%	4
Instructional Technologies/Emerging Technologies	3.9%	22
Archivist/Records Manager	0.9%	5
Administrator	7.4%	42
Solo Librarian	6.0%	34
Member Services	2.0%	11
Consultant	2.8%	16
Professor	1.1%	6
Unemployed	0.4%	2
 Other (please specify)	14.9%	84
answered question		565
skipped question		0

10. What point are you at in your career?

	Response Percent	Response Count
Library student	5.3%	30
New grad looking for a job	1.1%	6
Working less than 1 year in the profession	4.4%	25
Working in the profession for 1-3 years	18.4%	104
Working in the profession for 4-6 years	16.5%	93
Working in the profession for 7-10 years	15.6%	88
Working in the profession for 11-15 years	12.7%	72
Working in the profession for 16-20 years	8.0%	45
Working in the profession for more than 20 years	15.8%	89

 view	Other (please specify) 	2.3%	13
		answered question	565
		skipped question	0










11. Does your job require you to manage others?

	Response Percent	Response Count	
Yes, I am the direct supervisor of other professional/non-professional staff members 	44.0%	248	
No 	50.5%	285	
 view Other (please specify) 	5.5%	31	
		answered question	564
		skipped question	1




Show this Page Only

Page: Blog Demographics

12. How long have you had your primary blog?



	Response Percent	Response Count	
Less than 4 months 	18.1%	102	
4-8 months 	14.3%	81	
9 months – 1 year 	15.6%	88	
13 months to 2 years 	23.2%	131	
25 months to 3 years 	14.3%	81	
37 months to 4 years 	6.4%	36	
49 months to 5 years 	3.5%	20	
61 months to 6 years 	2.5%	14	
73 months to 7 years 	1.2%	7	
More than 7 years	0.9%	5	
		answered question	565
		skipped question	0

13. What software/service do you currently use to publish your primary blog?

	Response Percent	Response Count
Wordpress 	32.7%	184
Moveable Type 	3.4%	19
Blogger 	47.3%	266

Typepad		3.0%	17	
LiveJournal		2.3%	13	
MySpace		2.1%	12	
Ning		0.2%	1	
Self-designed/custom		1.2%	7	
 view	Other (please specify)		7.8%	44
			answered question	563
			skipped question	2


14. Do you blog anonymously?

		Response Percent	Response Count	
Yes		22.3%	126	
No		77.7%	439	
			answered question	565
			skipped question	0


15. If your primary blog is not sponsored by your place of employment, do people at work know about your blog?

		Response Percent	Response Count	
Yes		68.4%	340	
No		15.5%	77	
Not sure		16.1%	80	
			answered question	497
			skipped question	68

16. Was this your first blog?

		Response Percent	Response Count	
Yes		64.6%	365	
No		35.4%	200	
			answered question	565
			skipped question	0

17. When did you first start blogging?

		Response Percent	Response Count
1997 or earlier		1.8%	10
1998		0.5%	3

1999		1.2%	7
2000		3.0%	17
2001		5.7%	32
2002		5.5%	31
2003		8.5%	48
2004		12.0%	68
2005		19.8%	112
2006		22.7%	128
2007		19.3%	109
		answered question	565
		skipped question	0

18. Do you contribute to more than one blog?

		Response Percent	Response Count
Yes		65.7%	371
No		34.3%	194
		answered question	565
		skipped question	0

19. What type of blog(s) do you have? Please choose a single answer for each individual blog you have.

		Response Percent	Response Count
Personal blog (1 author)		60.2%	340
Collaborative personal blog (more than 1 author)		10.8%	61
Professional blog (1 author)		40.4%	228
Collaborative professional blog (more than 1 author)		25.0%	141
Internal staff blog		14.3%	81
Official library blog for patrons		24.8%	140
Official library blog for librarians (ALA TechSource Blog, PLA Blog, LITA Blog, etc.)		5.0%	28
Other (please specify)		6.2%	35
		answered question	565
		skipped question	0

20. Please choose the top three reasons why you blog.

		Response Percent	Response Count
To share ideas with others		70.6%	399
To record ideas for myself / to keep current		39.8%	225
To network / to become part of a community		38.4%	217
To reach out to patrons or clients		25.1%	142
For self-promotion / career advancement / make a name for myself		11.5%	65
To write / to develop my writing skills		21.2%	120
To process ideas / to clarify my thinking on certain issues		25.8%	146
To contribute to the profession		24.3%	137
No one else was writing about my specific topic / to represent the underrepresented		6.4%	36
To vent my frustrations		5.0%	28
Other (please specify)		9.0%	51
answered question			565
skipped question			0

21. Do you receive any revenue from blogging?

		Response Percent	Response Count
Yes, I get paid specifically to blog.		1.4%	8
Yes, I receive ad revenue.		1.3%	7
Yes, I earn revenue from licensing my blog content.		0.4%	2
I earn revenue from more than one of these means.		0.2%	1
No		94.8%	532
Other (please specify)		2.0%	11
answered question			561
skipped question			4

22. In addition to publishing content on your blog, do you publish in the professional literature? (Choose all that apply)

		Response Percent	Response Count
I have published in a local or state publication (not peer-reviewed)		24.9%	140

I have published in a small-readership publication with national or international readership (not peer-reviewed)		23.5%	132
I have published in a major national or international publication (not peer-reviewed)		18.7%	105
I have published in a peer-reviewed journal		20.4%	115
I have contributed a chapter to a published book		16.5%	93
I have written a published book (alone or with 1-2 other authors)		5.3%	30
No		45.8%	258
Other (please specify)		7.6%	43
		answered question	563
		skipped question	2

Show this Page Only

Page: Attitudes and Behaviors

23. What is the primary way that you read blog content?

		Response Percent	Response Count
I visit each blog individually		14.4%	81
I read blogs in a Web-based RSS aggregator (Bloglines, Google Reader, etc.)		71.1%	401
I read blogs in a desktop RSS aggregator (MS Outlook, Vienna, NetNewsWire, etc.)		8.0%	45
I read blogs on a personalized start page (Netvibes, MyYahoo!, Pageflakes, etc.)		4.1%	23
Other (please specify)		2.5%	14
		answered question	564
		skipped question	1

24. How many blogs are you subscribed to (or if you don't subscribe, how many do you follow)?

		Response Percent	Response Count
Less than 15		23.1%	130
16 to 40		23.4%	132
41 to 75		13.7%	77
76 to 100		9.9%	56

101 to 150		12.9%	73
151 to 200		5.9%	33
more than 200		11.2%	63
answered question			564
skipped question			1

25. What other social networking tools do you use to network with people in the profession (choose all that apply)?

		Response Percent	Response Count
Instant Messaging		59.5%	298
Wikis		61.3%	307
Flickr		54.7%	274
MySpace		25.6%	128
Facebook		47.9%	240
Twitter		21.8%	109
Ning		32.5%	163
LinkedIn		27.5%	138
Other (please specify)		15.0%	75
answered question			501
skipped question			64

26. How would you rate yourself on the following qualities?

	Definitely	Pretty-much	Somewhat	Barely	Not at all	N/A	Rating Average	Response Count
Open to change	66.0% (372)	30.9% (174)	3.2% (18)	0.0% (0)	0.0% (0)	0.0% (0)	1.37	564
Tech-savvy	37.6% (212)	41.0% (231)	20.2% (114)	1.2% (7)	0.0% (0)	0.0% (0)	1.85	564
A leader in innovation at my place of work	41.0% (231)	36.2% (204)	18.1% (102)	3.5% (20)	0.7% (4)	0.5% (3)	1.86	564
Happy at my job	49.7% (281)	50.3% (284)	0.0% (0)	0.0% (0)	0.0% (0)	0.0% (0)	1.50	565
answered question								565
skipped question								0

[Terms of Use](#) [Privacy Statement](#) [Opt Out/Opt In](#) [Contact Us](#)

Copyright ©1999-2007 SurveyMonkey.com. All Rights Reserved.

No portion of this site may be copied without the express written consent of SurveyMonkey.com. 35