



survey title:

2007 Survey of the Biblioblogosphere [Edit Title](#)

[design survey](#)

[collect responses](#)

[analyze results](#)

- [View Summary](#)
- [Browse Responses](#)
- [Filter Responses](#)
- [Download Responses](#)
- [Share Responses](#)



Response Summary

Active Filter: Law [Edit Filter](#) [Unapply Filter](#)

Unfiltered Total: 839

Filtered Total: 19

[Show this Page Only](#)

Page: Introduction

1. What is your gender?

	Response Percent	Response Count
Female	68.4%	13
Male	31.6%	6
Other	0.0%	0
answered question		19
skipped question		0

2. What is your age?

	Response Percent	Response Count
Under 24	0.0%	0
24 to 30	36.8%	7
31 to 40	31.6%	6
41 to 50	15.8%	3
51 to 60	10.5%	2
Over 60	5.3%	1
answered question		19
skipped question		0

3. Where do you live?

	Response Percent	Response Count
Northeastern United States	21.1%	4
Southeastern United States	5.3%	1

Southwestern United States		5.3%	1
California		5.3%	1
Northwestern United States		0.0%	0
Midwestern United States		15.8%	3
Mountain States		0.0%	0
Non-Continental United States		0.0%	0
Eastern Canada		5.3%	1
Western Canada		10.5%	2
Middle of Canada		0.0%	0
Mexico and Central America		0.0%	0
Australia		0.0%	0
South America		10.5%	2
Western Europe and UK		21.1%	4
Eastern Europe		0.0%	0
Asia		0.0%	0
Africa		0.0%	0
Other (please specify)		0.0%	0
		answered question	19
		skipped question	0

4. What sort of area do you live in?

		Response Percent	Response Count
Large Urban Area		31.6%	6
Smaller Urban Area		31.6%	6
Suburban Area Near a Big City		26.3%	5
Suburban Area Not Near a Big City		0.0%	0
Rural Area		10.5%	2
Other (please specify)		0.0%	0
		answered question	19
		skipped question	0


5. Do you have an MLS, MLIS, MSIS, etc.?

		Response Percent	Response Count
Yes		79.0%	15
No		10.5%	2
Am in the process of earning it		10.5%	2

answered question 19

skipped question 0

6. Do you have any other advanced degrees (check all that apply)?

	Response Percent	Response Count
Masters in History	0.0%	0
Masters in English	0.0%	0
Masters in Education	0.0%	0
Masters in Social Work/Counseling/Psychology/etc.	6.7%	1
Masters in Computer Science	0.0%	0
MBA or MPA	0.0%	0
Other Masters	13.3%	2
Doctorate in Library Science	0.0%	0
Juris Doctorate	13.3%	2
Other Doctorate	0.0%	0
No other advanced degrees	60.0%	9
 Other (please specify)	13.3%	2
answered question		15
skipped question		4

7. If you have an MLS, at what age did you (or will you) receive your degree in library science/librarianship/etc?

	Response Percent	Response Count
Under 25	23.5%	4
25 to 30	41.2%	7
31 to 40	35.3%	6
41 to 50	0.0%	0
51 to 60	0.0%	0
Over 60	0.0%	0
answered question		17
skipped question		2


8. What sort of setting do you work in?

	Response Percent	Response Count
Very Small Public Library (serving 10,000 or fewer)	0.0%	0

Small Public Library (serving 10,001 to 40,000)	0.0%	0
Medium-Sized Public Library (serving 40,0001 to 99,999)	0.0%	0
Large Public Library (serving 100,000 and up)	0.0%	0
Small Academic Library (3,000 or fewer students)	0.0%	0
Medium-Sized Academic Library (3,001 to 15,000 students)	0.0%	0
Large Academic Library (more than 15,000 students)	0.0%	0
School Library (K-12)	0.0%	0
Corporate Library	0.0%	0
Government Library/State Library	0.0%	0
Museum/Archive/Historical Society	0.0%	0
Law Library	100.0%	19
Medical/Health Science Library	0.0%	0
Any other Special Library	0.0%	0
Library School	0.0%	0
Library Consortium or System (NSLS, SEFLIN, PALS, etc.)	0.0%	0
Vendor	0.0%	0
I'm not employed	0.0%	0
Other (please specify)	0.0%	0
answered question		19
skipped question		0

9. What best describes the sort of work you do? Please choose the one that best describes what you do most often in your job. If none come close to fitting, please choose other and list your job title.

	Response Percent	Response Count
General Public Services	5.3%	1
Reference	36.8%	7
Instruction	0.0%	0
Outreach	0.0%	0
Subject Liaison	0.0%	0
Youth Services	0.0%	0
Access Services	0.0%	0
Circulation	0.0%	0
Information Delivery/ILL	0.0%	0

General Tech Services	0.0%	0
Cataloging	5.3%	1
Acquisitions/Collection Development	5.3%	1
Distance Learning	0.0%	0
Web Development	0.0%	0
Systems/IT	0.0%	0
Electronic Resources	0.0%	0
Computer Programming	0.0%	0
Instructional Technologies/Emerging Technologies	0.0%	0
Archivist/Records Manager	0.0%	0
Administrator	15.8%	3
Solo Librarian	21.1%	4
Member Services	0.0%	0
Consultant	0.0%	0
Professor	0.0%	0
Unemployed	0.0%	0
 Other (please specify)	10.5%	2
answered question		19
skipped question		0

10. What point are you at in your career?

	Response Percent	Response Count
Library student	0.0%	0
New grad looking for a job	5.3%	1
Working less than 1 year in the profession	0.0%	0
Working in the profession for 1-3 years	31.6%	6
Working in the profession for 4-6 years	26.3%	5
Working in the profession for 7-10 years	10.5%	2
Working in the profession for 11-15 years	5.3%	1
Working in the profession for 16-20 years	5.3%	1
Working in the profession for more than 20 years	15.8%	3
Other (please specify)	0.0%	0

answered question **19**

skipped question **0**

11. Does your job require you to manage others?

	Response Percent	Response Count
Yes, I am the direct supervisor of other professional/non-professional staff members	31.6%	6
No	63.2%	12
 Other (please specify)	5.3%	1
<i>answered question</i>		19
<i>skipped question</i>		0

Show this Page Only

Page: Blog Demographics

12. How long have you had your primary blog?


	Response Percent	Response Count
Less than 4 months	0.0%	0
4-8 months	16.7%	3
9 months – 1 year	16.7%	3
13 months to 2 years	27.8%	5
25 months to 3 years	22.2%	4
37 months to 4 years	0.0%	0
49 months to 5 years	0.0%	0
61 months to 6 years	5.6%	1
73 months to 7 years	5.6%	1
More than 7 years	5.6%	1
<i>answered question</i>		18
<i>skipped question</i>		1

13. What software/service do you currently use to publish your primary blog?

	Response Percent	Response Count
Wordpress	33.3%	6
Moveable Type	0.0%	0
Blogger	50.0%	9
Typepad	11.1%	2

LiveJournal	0.0%	0
MySpace	0.0%	0
Ning	0.0%	0
Self-designed/custom	0.0%	0
 Other (please specify) 	5.6%	1
answered question		18
skipped question		1



14. Do you blog anonymously?

	Response Percent	Response Count
Yes 	22.2%	4
No 	77.8%	14
answered question		18
skipped question		1

15. If your primary blog is not sponsored by your place of employment, do people at work know about your blog?








	Response Percent	Response Count
Yes 	52.9%	9
No 	29.4%	5
Not sure 	17.7%	3
answered question		17
skipped question		2

16. Was this your first blog?



	Response Percent	Response Count
Yes 	61.1%	11
No 	38.9%	7
answered question		18
skipped question		1

17. When did you first start blogging?







	Response Percent	Response Count
1997 or earlier	0.0%	0
1998	0.0%	0
1999	0.0%	0

2000		16.7%	3
2001		16.7%	3
2002		5.6%	1
2003		5.6%	1
2004		11.1%	2
2005		22.2%	4
2006		22.2%	4
2007		0.0%	0
		answered question	18
		skipped question	1

18. Do you contribute to more than one blog?












		Response Percent	Response Count
Yes		77.8%	14
No		22.2%	4
		answered question	18
		skipped question	1

19. What type of blog(s) do you have? Please choose a single answer for each individual blog you have.

		Response Percent	Response Count
Personal blog (1 author)		50.0%	9
Collaborative personal blog (more than 1 author)		16.7%	3
Professional blog (1 author)		33.3%	6
Collaborative professional blog (more than 1 author)		50.0%	9
Internal staff blog		16.7%	3
Official library blog for patrons		11.1%	2
Official library blog for librarians (ALA TechSource Blog, PLA Blog, LITA Blog, etc.)		0.0%	0
Other (please specify)		0.0%	0
		answered question	18
		skipped question	1

20. Please choose the top three reasons why you blog.

Response Percent Response Count

To share ideas with others		66.7%	12
To record ideas for myself / to keep current		33.3%	6
To network / to become part of a community		33.3%	6
To reach out to patrons or clients		22.2%	4
For self-promotion / career advancement / make a name for myself		33.3%	6
To write / to develop my writing skills		16.7%	3
To process ideas / to clarify my thinking on certain issues		5.6%	1
To contribute to the profession		61.1%	11
No one else was writing about my specific topic / to represent the underrepresented		16.7%	3
To vent my frustrations		0.0%	0
 Other (please specify)		11.1%	2
answered question			18
skipped question			1

21. Do you receive any revenue from blogging?

	Response Percent	Response Count
Yes, I get paid specifically to blog.	0.0%	0
Yes, I receive ad revenue.	11.1%	2
Yes, I earn revenue from licensing my blog content.	5.6%	1
I earn revenue from more than one of these means.	0.0%	0
No	83.3%	15
Other (please specify)	0.0%	0
answered question		
skipped question		

22. In addition to publishing content on your blog, do you publish in the professional literature? (Choose all that apply)

	Response Percent	Response Count
I have published in a local or state publication (not peer-reviewed)	38.9%	7
I have published in a small-readership publication with	27.8%	5

national or international readership (not peer-reviewed)			
I have published in a major national or international publication (not peer-reviewed)		22.2%	4
I have published in a peer-reviewed journal		11.1%	2
I have contributed a chapter to a published book		16.7%	3
I have written a published book (alone or with 1-2 other authors)		16.7%	3
No		33.3%	6
Other (please specify)		5.6%	1
answered question			18
skipped question			1

Show this Page Only

Page: Attitudes and Behaviors

23. What is the primary way that you read blog content?

		Response Percent	Response Count
I visit each blog individually		11.1%	2
I read blogs in a Web-based RSS aggregator (Bloglines, Google Reader, etc.)		77.8%	14
I read blogs in a desktop RSS aggregator (MS Outlook, Vienna, NetNewsWire, etc.)		5.6%	1
I read blogs on a personalized start page (Netvibes, MyYahoo!, Pageflakes, etc.)		0.0%	0
Other (please specify)		5.6%	1
answered question			18
skipped question			1

24. How many blogs are you subscribed to (or if you don't subscribe, how many do you follow)?

		Response Percent	Response Count
Less than 15		16.7%	3
16 to 40		22.2%	4
41 to 75		11.1%	2
76 to 100		11.1%	2
101 to 150		5.6%	1

151 to 200		5.6%	1
more than 200		27.8%	5
answered question			18
skipped question			1

25. What other social networking tools do you use to network with people in the profession (choose all that apply)?

		Response Percent	Response Count
Instant Messaging		21.4%	3
Wikis		35.7%	5
Flickr		35.7%	5
MySpace		21.4%	3
Facebook		35.7%	5
Twitter		28.6%	4
Ning		14.3%	2
LinkedIn		35.7%	5
Other (please specify)		28.6%	4
answered question			14
skipped question			5

26. How would you rate yourself on the following qualities?

	Definitely	Pretty-much	Somewhat	Barely	Not at all	N/A	Rating Average	Response Count
Open to change	66.7% (12)	33.3% (6)	0.0% (0)	0.0% (0)	0.0% (0)	0.0% (0)	1.33	18
Tech-savvy	50.0% (9)	27.8% (5)	22.2% (4)	0.0% (0)	0.0% (0)	0.0% (0)	1.72	18
A leader in innovation at my place of work	38.9% (7)	22.2% (4)	38.9% (7)	0.0% (0)	0.0% (0)	0.0% (0)	2.00	18
Happy at my job	38.9% (7)	38.9% (7)	22.2% (4)	0.0% (0)	0.0% (0)	0.0% (0)	1.83	18
answered question								18
skipped question								1

[Terms of Use](#) [Privacy Statement](#) [Opt Out/Opt In](#) [Contact Us](#)

Copyright ©1999-2007 SurveyMonkey.com. All Rights Reserved.

No portion of this site may be copied without the express written consent of SurveyMonkey.com. 35