



survey title:

2007 Survey of the Biblioblogosphere [Edit Title](#)

[design survey](#)

[collect responses](#)

[analyze results](#)

- [View Summary](#)
- [Browse Responses](#)
- [Filter Responses](#)
- [Download Responses](#)
- [Share Responses](#)



Response Summary

Active Filter: Medical [Edit Filter](#) [Unapply Filter](#)

Unfiltered Total: 839

Filtered Total: 27

[Show this Page Only](#)

Page: Introduction

1. What is your gender?


		Response Percent	Response Count
Female		77.8%	21
Male		22.2%	6
Other		0.0%	0
answered question			27
skipped question			0

2. What is your age?

		Response Percent	Response Count
Under 24		0.0%	0
24 to 30		14.8%	4
31 to 40		37.0%	10
41 to 50		11.1%	3
51 to 60		37.0%	10
Over 60		0.0%	0
answered question			27
skipped question			0

3. Where do you live?

		Response Percent	Response Count
Northeastern United States		33.3%	9
Southeastern United States		18.5%	5

Southwestern United States	0.0%	0
California	3.7%	1
Northwestern United States	7.4%	2
Midwestern United States	11.1%	3
Mountain States	0.0%	0
Non-Continental United States	0.0%	0
Eastern Canada	0.0%	0
Western Canada	0.0%	0
Middle of Canada	3.7%	1
Mexico and Central America	0.0%	0
Australia	11.1%	3
South America	0.0%	0
Western Europe and UK	7.4%	2
Eastern Europe	0.0%	0
Asia	0.0%	0
Africa	0.0%	0
 Other (please specify)	3.7%	1
answered question		27
skipped question		0

4. What sort of area do you live in?







	Response Percent	Response Count
Large Urban Area	37.0%	10
Smaller Urban Area	37.0%	10
Suburban Area Near a Big City	7.4%	2
Suburban Area Not Near a Big City	7.4%	2
Rural Area	11.1%	3
Other (please specify)	0.0%	0
answered question		27
skipped question		0

5. Do you have an MLS, MLIS, MSIS, etc.?





	Response Percent	Response Count
Yes	81.5%	22
No	14.8%	4
Am in the process of earning it	3.7%	1

<i>answered question</i>	27
<i>skipped question</i>	0

6. Do you have any other advanced degrees (check all that apply)?

	Response Percent	Response Count
Masters in History	0.0%	0
Masters in English	0.0%	0
Masters in Education	0.0%	0
Masters in Social Work/Counseling/Psychology/etc.	0.0%	0
Masters in Computer Science	0.0%	0
MBA or MPA	0.0%	0
Other Masters 	8.7%	2
Doctorate in Library Science 	4.4%	1
Juris Doctorate	0.0%	0
Other Doctorate 	4.4%	1
No other advanced degrees 	78.3%	18
 Other (please specify) 	8.7%	2
<i>answered question</i>		23
<i>skipped question</i>		4

7. If you have an MLS, at what age did you (or will you) receive your degree in library science/librarianship/etc?

	Response Percent	Response Count
Under 25 	8.7%	2
25 to 30 	60.9%	14
31 to 40 	26.1%	6
41 to 50 	4.4%	1
51 to 60	0.0%	0
Over 60	0.0%	0
<i>answered question</i>		23
<i>skipped question</i>		4


8. What sort of setting do you work in?

	Response Percent	Response Count
Very Small Public Library (serving 10,000 or fewer)	0.0%	0

Small Public Library (serving 10,001 to 40,000)	0.0%	0
Medium-Sized Public Library (serving 40,0001 to 99,999)	0.0%	0
Large Public Library (serving 100,000 and up)	0.0%	0
Small Academic Library (3,000 or fewer students)	0.0%	0
Medium-Sized Academic Library (3,001 to 15,000 students)	0.0%	0
Large Academic Library (more than 15,000 students)	0.0%	0
School Library (K-12)	0.0%	0
Corporate Library	0.0%	0
Government Library/State Library	0.0%	0
Museum/Archive/Historical Society	0.0%	0
Law Library	0.0%	0
Medical/Health Science Library	100.0%	27
Any other Special Library	0.0%	0
Library School	0.0%	0
Library Consortium or System (NSLS, SEFLIN, PALS, etc.)	0.0%	0
Vendor	0.0%	0
I'm not employed	0.0%	0
Other (please specify)	0.0%	0
answered question		27
skipped question		0

9. What best describes the sort of work you do? Please choose the one that best describes what you do most often in your job. If none come close to fitting, please choose other and list your job title.

	Response Percent	Response Count
General Public Services	7.4%	2
Reference	18.5%	5
Instruction	7.4%	2
Outreach	0.0%	0
Subject Liaison	0.0%	0
Youth Services	0.0%	0
Access Services	3.7%	1
Circulation	0.0%	0
Information Delivery/ILL	3.7%	1

General Tech Services	0.0%	0
Cataloging	0.0%	0
Acquisitions/Collection Development	14.8%	4
Distance Learning	0.0%	0
Web Development	0.0%	0
Systems/IT	7.4%	2
Electronic Resources	7.4%	2
Computer Programming	0.0%	0
Instructional Technologies/Emerging Technologies	3.7%	1
Archivist/Records Manager	0.0%	0
Administrator	7.4%	2
Solo Librarian	11.1%	3
Member Services	0.0%	0
Consultant	0.0%	0
Professor	0.0%	0
Unemployed	0.0%	0
 Other (please specify)	7.4%	2
answered question		27
skipped question		0

10. What point are you at in your career?

	Response Percent	Response Count
Library student	0.0%	0
New grad looking for a job	0.0%	0
Working less than 1 year in the profession	3.7%	1
Working in the profession for 1-3 years	14.8%	4
Working in the profession for 4-6 years	14.8%	4
Working in the profession for 7-10 years	14.8%	4
Working in the profession for 11-15 years	14.8%	4
Working in the profession for 16-20 years	11.1%	3
Working in the profession for more than 20 years	25.9%	7
Other (please specify)	0.0%	0

answered question **27**

skipped question **0**

11. Does your job require you to manage others?

	Response Percent	Response Count
Yes, I am the direct supervisor of other professional/non-professional staff members	61.5%	16
No	38.5%	10
Other (please specify)	0.0%	0
<i>answered question</i>		26
<i>skipped question</i>		1

Show this Page Only

Page: Blog Demographics

12. How long have you had your primary blog?



	Response Percent	Response Count
Less than 4 months	20.0%	5
4-8 months	24.0%	6
9 months – 1 year	12.0%	3
13 months to 2 years	16.0%	4
25 months to 3 years	8.0%	2
37 months to 4 years	12.0%	3
49 months to 5 years	4.0%	1
61 months to 6 years	4.0%	1
73 months to 7 years	0.0%	0
More than 7 years	0.0%	0
<i>answered question</i>		25
<i>skipped question</i>		2

13. What software/service do you currently use to publish your primary blog?



	Response Percent	Response Count
Wordpress	28.0%	7
Moveable Type	4.0%	1
Blogger	48.0%	12
Typepad	8.0%	2

LiveJournal		4.0%	1	
MySpace		0.0%	0	
Ning		0.0%	0	
Self-designed/custom		0.0%	0	
 view	Other (please specify) 	8.0%	2	
			answered question	25
			skipped question	2



14. Do you blog anonymously?

		Response Percent	Response Count	
Yes		12.0%	3	
No		88.0%	22	
			answered question	25
			skipped question	2

15. If your primary blog is not sponsored by your place of employment, do people at work know about your blog?








		Response Percent	Response Count	
Yes		76.2%	16	
No		14.3%	3	
Not sure		9.5%	2	
			answered question	21
			skipped question	6

16. Was this your first blog?



		Response Percent	Response Count	
Yes		60.0%	15	
No		40.0%	10	
			answered question	25
			skipped question	2

17. When did you first start blogging?










		Response Percent	Response Count
1997 or earlier		0.0%	0
1998		0.0%	0
1999		4.0%	1

2000		4.0%	1
2001		4.0%	1
2002		0.0%	0
2003		16.0%	4
2004		8.0%	2
2005		20.0%	5
2006		16.0%	4
2007		28.0%	7
answered question			25
skipped question			2

18. Do you contribute to more than one blog?













		Response Percent	Response Count
Yes		76.0%	19
No		24.0%	6
answered question			25
skipped question			2

19. What type of blog(s) do you have? Please choose a single answer for each individual blog you have.

		Response Percent	Response Count
Personal blog (1 author)		52.0%	13
Collaborative personal blog (more than 1 author)		8.0%	2
Professional blog (1 author)		52.0%	13
Collaborative professional blog (more than 1 author)		20.0%	5
Internal staff blog		16.0%	4
Official library blog for patrons		28.0%	7
Official library blog for librarians (ALA TechSource Blog, PLA Blog, LITA Blog, etc.)		8.0%	2
 Other (please specify)		4.0%	1
answered question			25
skipped question			2

20. Please choose the top three reasons why you blog.

	Response Percent	Response Count
--	------------------	----------------

To share ideas with others		75.0%	18
To record ideas for myself / to keep current		29.2%	7
To network / to become part of a community		41.7%	10
To reach out to patrons or clients		29.2%	7
For self-promotion / career advancement / make a name for myself		12.5%	3
To write / to develop my writing skills		8.3%	2
To process ideas / to clarify my thinking on certain issues		20.8%	5
To contribute to the profession		29.2%	7
No one else was writing about my specific topic / to represent the underrepresented		8.3%	2
To vent my frustrations		12.5%	3
 Other (please specify)		25.0%	6
answered question			24
skipped question			3

21. Do you receive any revenue from blogging?

	Response Percent	Response Count
Yes, I get paid specifically to blog.	0.0%	0
Yes, I receive ad revenue.	0.0%	0
Yes, I earn revenue from licensing my blog content.	0.0%	0
I earn revenue from more than one of these means.	0.0%	0
No	100.0%	24
Other (please specify)	0.0%	0
answered question		
skipped question		

22. In addition to publishing content on your blog, do you publish in the professional literature? (Choose all that apply)

	Response Percent	Response Count
I have published in a local or state publication (not peer-reviewed)	32.0%	8
I have published in a small-readership publication with	20.0%	5

national or international readership (not peer-reviewed)			
I have published in a major national or international publication (not peer-reviewed)		16.0%	4
I have published in a peer-reviewed journal		60.0%	15
I have contributed a chapter to a published book		28.0%	7
I have written a published book (alone or with 1-2 other authors)		0.0%	0
No		16.0%	4
Other (please specify)		16.0%	4
answered question			25
skipped question			2

Show this Page Only


Page: Attitudes and Behaviors

23. What is the primary way that you read blog content?











		Response Percent	Response Count
I visit each blog individually		8.3%	2
I read blogs in a Web-based RSS aggregator (Bloglines, Google Reader, etc.)		62.5%	15
I read blogs in a desktop RSS aggregator (MS Outlook, Vienna, NetNewsWire, etc.)		8.3%	2
I read blogs on a personalized start page (Netvibes, MyYahoo!, Pageflakes, etc.)		4.2%	1
Other (please specify)		16.7%	4
answered question			24
skipped question			3

24. How many blogs are you subscribed to (or if you don't subscribe, how many do you follow)?

		Response Percent	Response Count
Less than 15		24.0%	6
16 to 40		28.0%	7
41 to 75		8.0%	2
76 to 100		16.0%	4
101 to 150		4.0%	1

151 to 200		12.0%	3
more than 200		8.0%	2
answered question			25
skipped question			2

25. What other social networking tools do you use to network with people in the profession (choose all that apply)?

		Response Percent	Response Count
Instant Messaging		61.9%	13
Wikis		66.7%	14
Flickr		33.3%	7
MySpace		9.5%	2
Facebook		61.9%	13
Twitter		9.5%	2
Ning		14.3%	3
LinkedIn		38.1%	8
 view Other (please specify)		14.3%	3
answered question			21
skipped question			6

26. How would you rate yourself on the following qualities?

	Definitely	Pretty-much	Somewhat	Barely	Not at all	N/A	Rating Average	Response Count
Open to change	64.0% (16)	32.0% (8)	4.0% (1)	0.0% (0)	0.0% (0)	0.0% (0)	1.40	25
Tech-savvy	40.0% (10)	32.0% (8)	28.0% (7)	0.0% (0)	0.0% (0)	0.0% (0)	1.88	25
A leader in innovation at my place of work	52.0% (13)	28.0% (7)	12.0% (3)	8.0% (2)	0.0% (0)	0.0% (0)	1.76	25
Happy at my job	40.0% (10)	36.0% (9)	12.0% (3)	4.0% (1)	8.0% (2)	0.0% (0)	2.04	25
answered question								25
skipped question								2

[Terms of Use](#) [Privacy Statement](#) [Opt Out/Opt In](#) [Contact Us](#)

Copyright ©1999-2007 SurveyMonkey.com. All Rights Reserved.

No portion of this site may be copied without the express written consent of SurveyMonkey.com. 35