



survey title:

2007 Survey of the Biblioblogosphere [Edit Title](#)

[design survey](#)

[collect responses](#)

[analyze results](#)

- [View Summary](#)
- [Browse Responses](#)
- [Filter Responses](#)
- [Download Responses](#)
- [Share Responses](#)



Response Summary

Active Filter: School [Edit Filter](#) [Unapply Filter](#)

Unfiltered Total: 839

Filtered Total: 45

[Show this Page Only](#)

Page: Introduction

1. What is your gender?

		Response Percent	Response Count
Female		86.7%	39
Male		13.3%	6
Other		0.0%	0
answered question			45
skipped question			0

2. What is your age?

		Response Percent	Response Count
Under 24		0.0%	0
24 to 30		8.9%	4
31 to 40		20.0%	9
41 to 50		24.4%	11
51 to 60		35.6%	16
Over 60		11.1%	5
answered question			45
skipped question			0

3. Where do you live?

		Response Percent	Response Count
Northeastern United States		17.8%	8
Southeastern United States		15.6%	7

Southwestern United States		13.3%	6
California		28.9%	13
Northwestern United States		2.2%	1
Midwestern United States		0.0%	0
Mountain States		2.2%	1
Non-Continental United States		0.0%	0
Eastern Canada		0.0%	0
Western Canada		0.0%	0
Middle of Canada		0.0%	0
Mexico and Central America		0.0%	0
Australia		2.2%	1
South America		0.0%	0
Western Europe and UK		4.4%	2
Eastern Europe		0.0%	0
Asia		0.0%	0
Africa		0.0%	0
Other (please specify)		13.3%	6
		answered question	45
		skipped question	0

4. What sort of area do you live in?

		Response Percent	Response Count
Large Urban Area		28.9%	13
Smaller Urban Area		17.8%	8
Suburban Area Near a Big City		31.1%	14
Suburban Area Not Near a Big City		2.2%	1
Rural Area		20.0%	9
Other (please specify)		0.0%	0
		answered question	45
		skipped question	0


5. Do you have an MLS, MLIS, MSIS, etc.?

		Response Percent	Response Count
Yes		57.8%	26
No		31.1%	14
Am in the process of earning it		11.1%	5

answered question **45**

skipped question **0**

6. Do you have any other advanced degrees (check all that apply)?

	Response Percent	Response Count
Masters in History	2.6%	1
Masters in English	2.6%	1
Masters in Education	31.6%	12
Masters in Social Work/Counseling/Psychology/etc.	0.0%	0
Masters in Computer Science	0.0%	0
MBA or MPA	0.0%	0
Other Masters	5.3%	2
Doctorate in Library Science	0.0%	0
Juris Doctorate	0.0%	0
Other Doctorate	5.3%	2
No other advanced degrees	44.7%	17
 Other (please specify)	13.2%	5
<i>answered question</i>		38
<i>skipped question</i>		7

7. If you have an MLS, at what age did you (or will you) receive your degree in library science/librarianship/etc?

	Response Percent	Response Count
Under 25	10.3%	3
25 to 30	27.6%	8
31 to 40	37.9%	11
41 to 50	20.7%	6
51 to 60	3.5%	1
Over 60	0.0%	0
<i>answered question</i>		29
<i>skipped question</i>		16


8. What sort of setting do you work in?

	Response Percent	Response Count
Very Small Public Library (serving 10,000 or fewer)	0.0%	0

Small Public Library (serving 10,001 to 40,000)	0.0%	0
Medium-Sized Public Library (serving 40,0001 to 99,999)	0.0%	0
Large Public Library (serving 100,000 and up)	0.0%	0
Small Academic Library (3,000 or fewer students)	0.0%	0
Medium-Sized Academic Library (3,001 to 15,000 students)	0.0%	0
Large Academic Library (more than 15,000 students)	0.0%	0
School Library (K-12)	100.0%	45
Corporate Library	0.0%	0
Government Library/State Library	0.0%	0
Museum/Archive/Historical Society	0.0%	0
Law Library	0.0%	0
Medical/Health Science Library	0.0%	0
Any other Special Library	0.0%	0
Library School	0.0%	0
Library Consortium or System (NSLS, SEFLIN, PALS, etc.)	0.0%	0
Vendor	0.0%	0
I'm not employed	0.0%	0
Other (please specify)	0.0%	0
	answered question	45
	skipped question	0

9. What best describes the sort of work you do? Please choose the one that best describes what you do most often in your job. If none come close to fitting, please choose other and list your job title.

	Response Percent	Response Count
General Public Services	0.0%	0
Reference	0.0%	0
Instruction	22.2%	10
Outreach	0.0%	0
Subject Liaison	0.0%	0
Youth Services	6.7%	3
Access Services	0.0%	0
Circulation	0.0%	0
Information Delivery/ILL	0.0%	0




General Tech Services	0.0%	0
Cataloging	0.0%	0
Acquisitions/Collection Development	0.0%	0
Distance Learning	0.0%	0
Web Development	0.0%	0
Systems/IT	2.2%	1
Electronic Resources	2.2%	1
Computer Programming	0.0%	0
Instructional Technologies/Emerging Technologies	0.0%	0
Archivist/Records Manager	0.0%	0
Administrator	4.4%	2
Solo Librarian	48.9%	22
Member Services	0.0%	0
Consultant	0.0%	0
Professor	2.2%	1
Unemployed	0.0%	0
 Other (please specify)	11.1%	5
answered question		45
skipped question		0

10. What point are you at in your career?

	Response Percent	Response Count
Library student	2.2%	1
New grad looking for a job	0.0%	0
Working less than 1 year in the profession	2.2%	1
Working in the profession for 1-3 years	4.4%	2
Working in the profession for 4-6 years	11.1%	5
Working in the profession for 7-10 years	17.8%	8
Working in the profession for 11-15 years	13.3%	6
Working in the profession for 16-20 years	11.1%	5
Working in the profession for more than 20 years	31.1%	14

 view	Other (please specify) 	6.7%	3
		answered question	45
		skipped question	0








11. Does your job require you to manage others?

	Response Percent	Response Count	
Yes, I am the direct supervisor of other professional/non-professional staff members 	64.4%	29	
No 	24.4%	11	
 view Other (please specify) 	11.1%	5	
		answered question	45
		skipped question	0



Show this Page Only

Page: Blog Demographics

12. How long have you had your primary blog?

	Response Percent	Response Count	
Less than 4 months 	31.8%	14	
4-8 months 	18.2%	8	
9 months – 1 year 	25.0%	11	
13 months to 2 years 	13.6%	6	
25 months to 3 years 	6.8%	3	
37 months to 4 years 	2.3%	1	
49 months to 5 years 	2.3%	1	
61 months to 6 years	0.0%	0	
73 months to 7 years	0.0%	0	
More than 7 years	0.0%	0	
		answered question	44
		skipped question	1

13. What software/service do you currently use to publish your primary blog?

	Response Percent	Response Count
Wordpress 	18.2%	8
Moveable Type	0.0%	0
Blogger 	63.6%	28

Typepad	0.0%	0
LiveJournal	2.3%	1
MySpace	0.0%	0
Ning	2.3%	1
Self-designed/custom	2.3%	1
 Other (please specify)	11.4%	5
answered question		44
skipped question		1

14. Do you blog anonymously?

	Response Percent	Response Count
Yes	29.6%	13
No	70.5%	31
answered question		44
skipped question		1

15. If your primary blog is not sponsored by your place of employment, do people at work know about your blog?

	Response Percent	Response Count
Yes	56.4%	22
No	20.5%	8
Not sure	23.1%	9
answered question		39
skipped question		6

16. Was this your first blog?

	Response Percent	Response Count
Yes	65.9%	29
No	34.1%	15
answered question		44
skipped question		1

17. When did you first start blogging?


	Response Percent	Response Count
1997 or earlier	0.0%	0
1998	0.0%	0

1999	0.0%	0
2000	2.3%	1
2001	0.0%	0
2002	0.0%	0
2003	4.6%	2
2004	9.1%	4
2005	9.1%	4
2006	40.9%	18
2007	34.1%	15
answered question		44
skipped question		1

18. Do you contribute to more than one blog?

	Response Percent	Response Count
Yes	59.1%	26
No	40.9%	18
answered question		44
skipped question		1

19. What type of blog(s) do you have? Please choose a single answer for each individual blog you have.

	Response Percent	Response Count
Personal blog (1 author)	43.2%	19
Collaborative personal blog (more than 1 author)	4.6%	2
Professional blog (1 author)	50.0%	22
Collaborative professional blog (more than 1 author)	13.6%	6
Internal staff blog	0.0%	0
Official library blog for patrons	27.3%	12
Official library blog for librarians (ALA TechSource Blog, PLA Blog, LITA Blog, etc.)	2.3%	1
 Other (please specify)	6.8%	3
answered question		44
skipped question		1

20. Please choose the top three reasons why you blog.

		Response Percent	Response Count
To share ideas with others		75.0%	33
To record ideas for myself / to keep current		27.3%	12
To network / to become part of a community		31.8%	14
To reach out to patrons or clients		38.6%	17
For self-promotion / career advancement / make a name for myself		4.6%	2
To write / to develop my writing skills		9.1%	4
To process ideas / to clarify my thinking on certain issues		18.2%	8
To contribute to the profession		34.1%	15
No one else was writing about my specific topic / to represent the underrepresented		0.0%	0
To vent my frustrations		6.8%	3
Other (please specify)		11.4%	5
answered question			44
skipped question			1

21. Do you receive any revenue from blogging?

		Response Percent	Response Count
Yes, I get paid specifically to blog.		0.0%	0
Yes, I receive ad revenue.		4.6%	2
Yes, I earn revenue from licensing my blog content.		2.3%	1
I earn revenue from more than one of these means.		0.0%	0
No		93.2%	41
Other (please specify)		0.0%	0
answered question			44
skipped question			1

22. In addition to publishing content on your blog, do you publish in the professional literature? (Choose all that apply)

		Response Percent	Response Count
I have published in a local or state publication (not peer-reviewed)		18.6%	8

I have published in a small-readership publication with national or international readership (not peer-reviewed)		9.3%	4
I have published in a major national or international publication (not peer-reviewed)		11.6%	5
I have published in a peer-reviewed journal		4.7%	2
I have contributed a chapter to a published book		14.0%	6
I have written a published book (alone or with 1-2 other authors)		4.7%	2
No		72.1%	31
Other (please specify)		4.7%	2
answered question			43
skipped question			2

Show this Page Only

Page: Attitudes and Behaviors

23. What is the primary way that you read blog content?










	Response Percent	Response Count
I visit each blog individually		27.9% 12
I read blogs in a Web-based RSS aggregator (Bloglines, Google Reader, etc.)		62.8% 27
I read blogs in a desktop RSS aggregator (MS Outlook, Vienna, NetNewsWire, etc.)		7.0% 3
I read blogs on a personalized start page (Netvibes, MyYahoo!, Pageflakes, etc.)		0.0% 0
Other (please specify)		2.3% 1
answered question		43
skipped question		2

24. How many blogs are you subscribed to (or if you don't subscribe, how many do you follow)?

	Response Percent	Response Count
Less than 15		44.2% 19
16 to 40		39.5% 17
41 to 75		7.0% 3
76 to 100		2.3% 1

101 to 150		4.7%	2
151 to 200		0.0%	0
more than 200		2.3%	1
answered question			43
skipped question			2

25. What other social networking tools do you use to network with people in the profession (choose all that apply)?

		Response Percent	Response Count
Instant Messaging		46.0%	17
Wikis		62.2%	23
Flickr		48.7%	18
MySpace		10.8%	4
Facebook		18.9%	7
Twitter		8.1%	3
Ning		46.0%	17
LinkedIn		13.5%	5
 view	Other (please specify)	10.8%	4
answered question			37
skipped question			8

26. How would you rate yourself on the following qualities?

	Definitely	Pretty-much	Somewhat	Barely	Not at all	N/A	Rating Average	Response Count
Open to change	65.1% (28)	23.3% (10)	11.6% (5)	0.0% (0)	0.0% (0)	0.0% (0)	1.47	43
Tech-savvy	31.0% (13)	45.2% (19)	21.4% (9)	2.4% (1)	0.0% (0)	0.0% (0)	1.95	42
A leader in innovation at my place of work	50.0% (21)	33.3% (14)	11.9% (5)	2.4% (1)	2.4% (1)	0.0% (0)	1.74	42
Happy at my job	64.3% (27)	28.6% (12)	2.4% (1)	2.4% (1)	2.4% (1)	0.0% (0)	1.50	42
answered question								43
skipped question								2

[Terms of Use](#) [Privacy Statement](#) [Opt Out/Opt In](#) [Contact Us](#)

Copyright ©1999-2007 SurveyMonkey.com. All Rights Reserved.

No portion of this site may be copied without the express written consent of SurveyMonkey.com. 35