



survey title:

2007 Survey of the Biblioblogosphere [Edit Title](#)

[design survey](#)

[collect responses](#)

[analyze results](#)

- [View Summary](#)
- [Browse Responses](#)
- [Filter Responses](#)
- [Download Responses](#)
- [Share Responses](#)



Response Summary

Active Filter: 31-40 [Edit Filter](#) [Unapply Filter](#)
Unfiltered Total: 839
Filtered Total: 316

[Show this Page Only](#)

Page: Introduction

1. What is your gender?


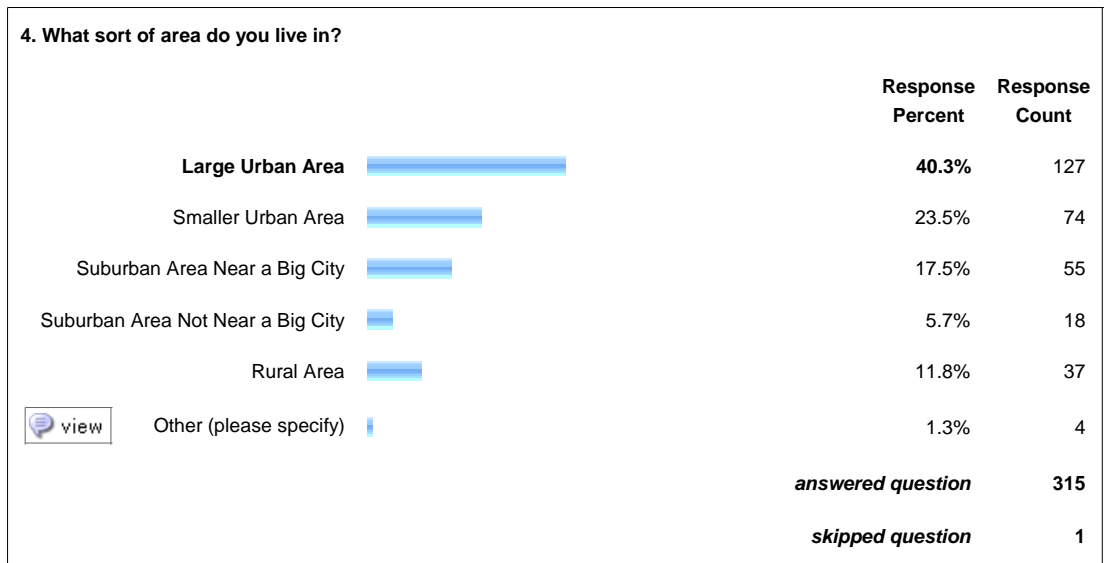
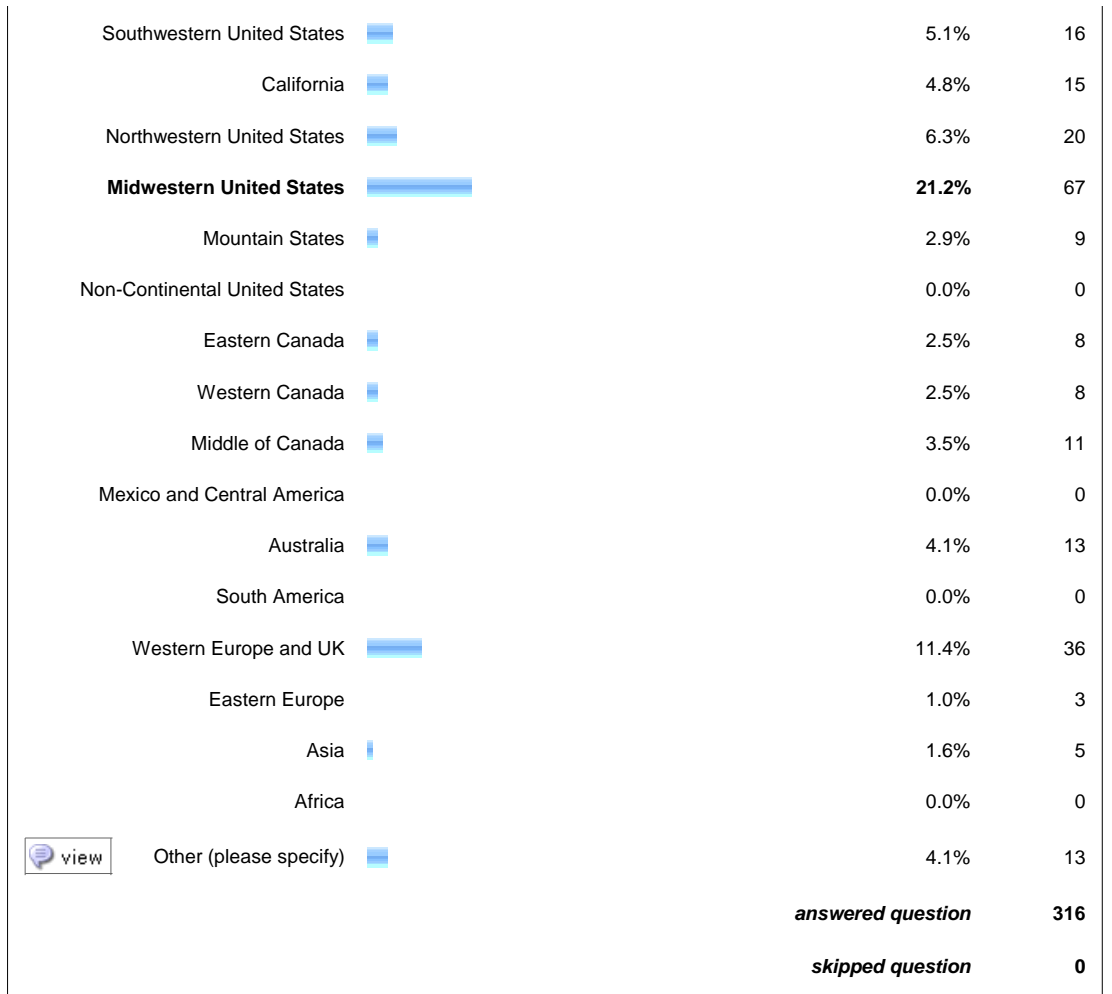
	Response Percent	Response Count
Female	58.5%	185
Male	41.1%	130
Other	0.3%	1
answered question		316
skipped question		0

2. What is your age?

	Response Percent	Response Count
Under 24	0.0%	0
24 to 30	0.0%	0
31 to 40	100.0%	316
41 to 50	0.0%	0
51 to 60	0.0%	0
Over 60	0.0%	0
answered question		316
skipped question		0

3. Where do you live?


	Response Percent	Response Count
Northeastern United States	16.5%	52
Southeastern United States	12.7%	40



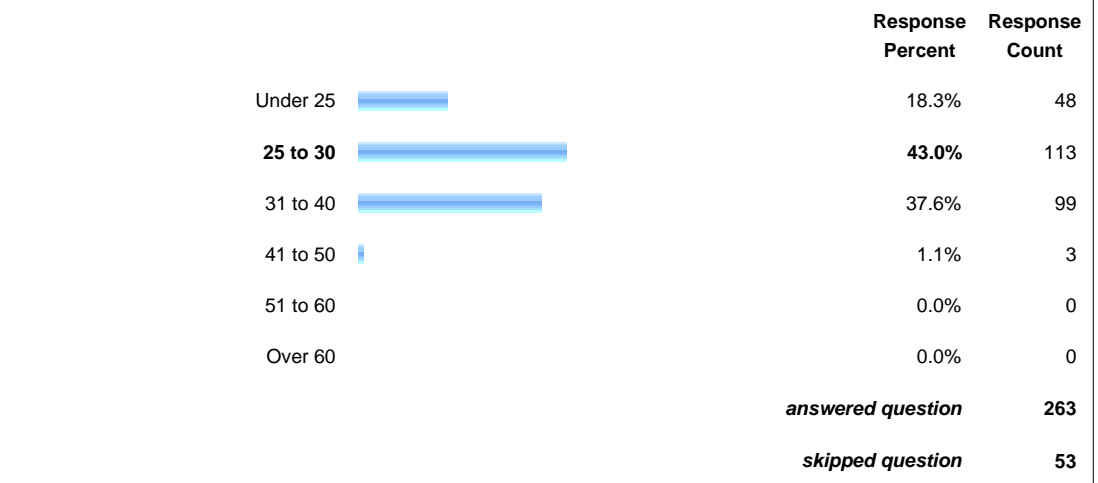
answered question **316**

skipped question **0**

6. Do you have any other advanced degrees (check all that apply)?



7. If you have an MLS, at what age did you (or will you) receive your degree in library science/librarianship/etc?



8. What sort of setting do you work in?



Small Public Library (serving 10,001 to 40,000)		5.4%	17
Medium-Sized Public Library (serving 40,001 to 99,999)		6.7%	21
Large Public Library (serving 100,000 and up)		13.3%	42
Small Academic Library (3,000 or fewer students)		4.8%	15
Medium-Sized Academic Library (3,001 to 15,000 students)		16.1%	51
Large Academic Library (more than 15,000 students)		18.7%	59
School Library (K-12)		2.9%	9
Corporate Library		3.8%	12
Government Library/State Library		3.8%	12
Museum/Archive/Historical Society		1.0%	3
Law Library		1.9%	6
Medical/Health Science Library		3.2%	10
Any other Special Library		2.2%	7
Library School		0.3%	1
Library Consortium or System (NSLS, SEFLIN, PALS, etc.)		2.9%	9
Vendor		1.9%	6
I'm not employed		2.5%	8
Other (please specify)		6.7%	21
		answered question	316
		skipped question	0

9. What best describes the sort of work you do? Please choose the one that best describes what you do most often in your job. If none come close to fitting, please choose other and list your job title.

	Response Percent	Response Count
General Public Services	4.8%	15
Reference	15.8%	50
Instruction	4.1%	13
Outreach	1.0%	3
Subject Liaison	4.4%	14
Youth Services	5.1%	16
Access Services	1.3%	4
Circulation	0.6%	2
Information Delivery/ILL	0.3%	1





General Tech Services		1.6%	5
Cataloging		3.8%	12
Acquisitions/Collection Development		4.8%	15
Distance Learning		1.0%	3
Web Development		5.1%	16
Systems/IT		8.2%	26
Electronic Resources		5.4%	17
Computer Programming		1.3%	4
Instructional Technologies/Emerging Technologies		5.1%	16
Archivist/Records Manager		1.0%	3
Administrator		3.5%	11
Solo Librarian		5.1%	16
Member Services		1.0%	3
Consultant		1.9%	6
Professor		0.3%	1
Unemployed		1.6%	5
Other (please specify)		12.3%	39
		answered question	316
		skipped question	0

10. What point are you at in your career?

	Response Percent	Response Count
Library student	5.1%	16
New grad looking for a job	0.6%	2
Working less than 1 year in the profession	3.2%	10
Working in the profession for 1-3 years	18.4%	58
Working in the profession for 4-6 years	22.5%	71
Working in the profession for 7-10 years	26.3%	83
Working in the profession for 11-15 years	17.7%	56
Working in the profession for 16-20 years	3.8%	12
Working in the profession for more than 20 years	0.0%	0

 view	Other (please specify) 	2.5%	8
		answered question	316
		skipped question	0










11. Does your job require you to manage others?

	Response Percent	Response Count	
Yes, I am the direct supervisor of other professional/non-professional staff members 	38.4%	121	
No 	55.6%	175	
 view Other (please specify) 	6.0%	19	
		answered question	315
		skipped question	1




Show this Page Only

Page: Blog Demographics

12. How long have you had your primary blog?



	Response Percent	Response Count	
Less than 4 months 	13.8%	42	
4-8 months 	14.1%	43	
9 months – 1 year 	12.8%	39	
13 months to 2 years 	25.3%	77	
25 months to 3 years 	14.1%	43	
37 months to 4 years 	8.9%	27	
49 months to 5 years 	4.6%	14	
61 months to 6 years 	4.6%	14	
73 months to 7 years	0.7%	2	
More than 7 years 	1.3%	4	
		answered question	305
		skipped question	11

13. What software/service do you currently use to publish your primary blog?




	Response Percent	Response Count
Wordpress 	38.5%	117
Moveable Type 	3.3%	10
Blogger 	41.1%	125

Typepad		2.6%	8	
LiveJournal		2.6%	8	
MySpace		1.3%	4	
Ning		0.0%	0	
Self-designed/custom		1.0%	3	
 view	Other (please specify) 	9.5%	29	
			answered question	304
			skipped question	12



14. Do you blog anonymously?

		Response Percent	Response Count	
Yes		21.3%	65	
No		78.7%	240	
			answered question	305
			skipped question	11

15. If your primary blog is not sponsored by your place of employment, do people at work know about your blog?

		Response Percent	Response Count	
Yes		66.7%	186	
No		18.6%	52	
Not sure		14.7%	41	
			answered question	279
			skipped question	37

16. Was this your first blog?

		Response Percent	Response Count	
Yes		59.0%	180	
No		41.0%	125	
			answered question	305
			skipped question	11

17. When did you first start blogging?

		Response Percent	Response Count
1997 or earlier		2.3%	7
1998		1.3%	4

1999		2.0%	6
2000		3.3%	10
2001		6.2%	19
2002		5.9%	18
2003		12.1%	37
2004		12.8%	39
2005		19.0%	58
2006		21.3%	65
2007		13.8%	42
answered question			305
skipped question			11

18. Do you contribute to more than one blog?

		Response Percent	Response Count
Yes		69.2%	211
No		30.8%	94
answered question			305
skipped question			11

19. What type of blog(s) do you have? Please choose a single answer for each individual blog you have.

		Response Percent	Response Count
Personal blog (1 author)		67.9%	207
Collaborative personal blog (more than 1 author)		11.2%	34
Professional blog (1 author)		42.0%	128
Collaborative professional blog (more than 1 author)		24.9%	76
Internal staff blog		17.7%	54
Official library blog for patrons		23.9%	73
Official library blog for librarians (ALA TechSource Blog, PLA Blog, LITA Blog, etc.)		5.9%	18
Other (please specify)		7.9%	24
answered question			305
skipped question			11

20. Please choose the top three reasons why you blog.

		Response Percent	Response Count
To share ideas with others		65.8%	200
To record ideas for myself / to keep current		43.8%	133
To network / to become part of a community		41.1%	125
To reach out to patrons or clients		19.1%	58
For self-promotion / career advancement / make a name for myself		11.8%	36
To write / to develop my writing skills		24.0%	73
To process ideas / to clarify my thinking on certain issues		33.6%	102
To contribute to the profession		19.7%	60
No one else was writing about my specific topic / to represent the underrepresented		7.2%	22
To vent my frustrations		6.6%	20
Other (please specify)		8.6%	26
answered question			304
skipped question			12

21. Do you receive any revenue from blogging?

		Response Percent	Response Count
Yes, I get paid specifically to blog.		1.6%	5
Yes, I receive ad revenue.		3.0%	9
Yes, I earn revenue from licensing my blog content.		0.3%	1
I earn revenue from more than one of these means.		0.0%	0
No		92.1%	281
Other (please specify)		3.0%	9
answered question			305
skipped question			11

22. In addition to publishing content on your blog, do you publish in the professional literature? (Choose all that apply)

		Response Percent	Response Count
I have published in a local or state publication (not peer-reviewed)		23.0%	70

I have published in a small-readership publication with national or international readership (not peer-reviewed)		22.3%	68
I have published in a major national or international publication (not peer-reviewed)		18.0%	55
I have published in a peer-reviewed journal		20.0%	61
I have contributed a chapter to a published book		14.1%	43
I have written a published book (alone or with 1-2 other authors)		4.6%	14
No		41.6%	127
Other (please specify)		9.5%	29
		answered question	305
		skipped question	11

Show this Page Only

Page: Attitudes and Behaviors

23. What is the primary way that you read blog content?

		Response Percent	Response Count
I visit each blog individually		12.9%	39
I read blogs in a Web-based RSS aggregator (Bloglines, Google Reader, etc.)		72.2%	218
I read blogs in a desktop RSS aggregator (MS Outlook, Vienna, NetNewsWire, etc.)		9.9%	30
I read blogs on a personalized start page (Netvibes, MyYahoo!, Pageflakes, etc.)		3.6%	11
Other (please specify)		1.3%	4
		answered question	302
		skipped question	14

24. How many blogs are you subscribed to (or if you don't subscribe, how many do you follow)?

		Response Percent	Response Count
Less than 15		15.2%	46
16 to 40		25.2%	76
41 to 75		14.2%	43
76 to 100		10.6%	32

101 to 150		14.6%	44
151 to 200		6.6%	20
more than 200		13.6%	41
answered question			302
skipped question			14

25. What other social networking tools do you use to network with people in the profession (choose all that apply)?

	Response Percent	Response Count
Instant Messaging	64.6%	179
Wikis	62.5%	173
Flickr	56.3%	156
MySpace	25.3%	70
Facebook	54.9%	152
Twitter	24.9%	69
Ning	35.0%	97
LinkedIn	35.0%	97
Other (please specify)	14.8%	41
answered question		277
skipped question		39

26. How would you rate yourself on the following qualities?

	Definitely	Pretty-much	Somewhat	Barely	Not at all	N/A	Rating Average	Response Count
Open to change	64.4% (195)	32.3% (98)	3.3% (10)	0.0% (0)	0.0% (0)	0.0% (0)	1.39	303
Tech-savvy	38.6% (117)	42.6% (129)	17.8% (54)	1.0% (3)	0.0% (0)	0.0% (0)	1.81	303
A leader in innovation at my place of work	37.6% (114)	36.3% (110)	19.5% (59)	4.3% (13)	0.7% (2)	1.7% (5)	1.92	303
Happy at my job	31.5% (95)	41.1% (124)	19.2% (58)	5.0% (15)	1.7% (5)	1.7% (5)	2.03	302
answered question								303
skipped question								13

[Terms of Use](#) [Privacy Statement](#) [Opt Out/Opt In](#) [Contact Us](#)

Copyright ©1999-2007 SurveyMonkey.com. All Rights Reserved.

No portion of this site may be copied without the express written consent of SurveyMonkey.com. 35