



survey title:

2007 Survey of the Biblioblogosphere [Edit Title](#)

[design survey](#)

[collect responses](#)

[analyze results](#)

- [View Summary](#)
- [Browse Responses](#)
- [Filter Responses](#)
- [Download Responses](#)
- [Share Responses](#)



Response Summary

Active Filter: New to field [Edit Filter](#) [Unapply Filter](#)

Unfiltered Total: 839

Filtered Total: 273

[Show this Page Only](#)

Page: Introduction

1. What is your gender?

		Response Percent	Response Count
Female		67.8%	185
Male		31.9%	87
Other		0.4%	1
<i>answered question</i>			273
<i>skipped question</i>			0

2. What is your age?

		Response Percent	Response Count
Under 24		5.9%	16
24 to 30		53.1%	145
31 to 40		31.5%	86
41 to 50		7.7%	21
51 to 60		1.1%	3
Over 60		0.7%	2
<i>answered question</i>			273
<i>skipped question</i>			0

3. Where do you live?

		Response Percent	Response Count
Northeastern United States		15.4%	42
Southeastern United States		12.1%	33

Southwestern United States		6.6%	18
California		5.5%	15
Northwestern United States		5.9%	16
Midwestern United States		23.1%	63
Mountain States		2.9%	8
Non-Continental United States		0.0%	0
Eastern Canada		2.2%	6
Western Canada		1.1%	3
Middle of Canada		2.6%	7
Mexico and Central America		0.7%	2
Australia		3.3%	9
South America		1.1%	3
Western Europe and UK		12.5%	34
Eastern Europe		1.1%	3
Asia		1.1%	3
Africa		0.4%	1
view Other (please specify)		2.6%	7
		answered question	273
		skipped question	0

4. What sort of area do you live in?

		Response Percent	Response Count
Large Urban Area		38.1%	104
Smaller Urban Area		28.9%	79
Suburban Area Near a Big City		15.8%	43
Suburban Area Not Near a Big City		6.6%	18
Rural Area		9.9%	27
view Other (please specify)		0.7%	2
		answered question	273
		skipped question	0


5. Do you have an MLS, MLIS, MSIS, etc.?

		Response Percent	Response Count
Yes		60.1%	164
No		12.5%	34
Am in the process of earning it		27.5%	75

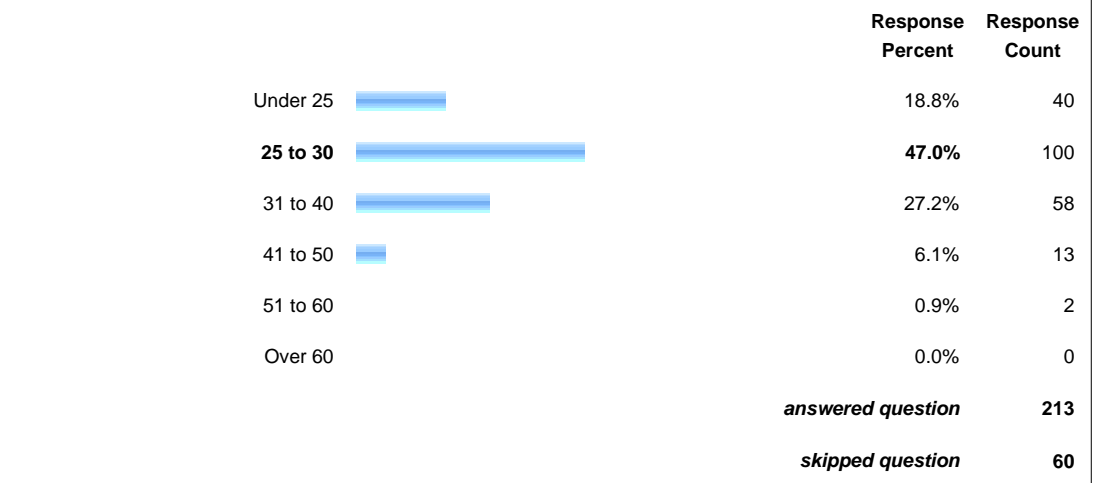
answered question **273**

skipped question **0**

6. Do you have any other advanced degrees (check all that apply)?



7. If you have an MLS, at what age did you (or will you) receive your degree in library science/librarianship/etc?



8. What sort of setting do you work in?



Small Public Library (serving 10,001 to 40,000)		8.4%	23
Medium-Sized Public Library (serving 40,001 to 99,999)		6.6%	18
Large Public Library (serving 100,000 and up)		12.5%	34
Small Academic Library (3,000 or fewer students)		4.8%	13
Medium-Sized Academic Library (3,001 to 15,000 students)		15.4%	42
Large Academic Library (more than 15,000 students)		16.1%	44
School Library (K-12)		1.5%	4
Corporate Library		2.6%	7
Government Library/State Library		2.6%	7
Museum/Archive/Historical Society		1.5%	4
Law Library		2.6%	7
Medical/Health Science Library		1.8%	5
Any other Special Library		2.9%	8
Library School		1.5%	4
Library Consortium or System (NSLS, SEFLIN, PALS, etc.)		2.9%	8
Vendor		0.0%	0
I'm not employed		6.6%	18
Other (please specify)		7.7%	21
		answered question	273
		skipped question	0

9. What best describes the sort of work you do? Please choose the one that best describes what you do most often in your job. If none come close to fitting, please choose other and list your job title.

		Response Percent	Response Count
General Public Services		9.2%	25
Reference		15.8%	43
Instruction		1.8%	5
Outreach		1.1%	3
Subject Liaison		3.3%	9
Youth Services		6.2%	17
Access Services		0.4%	1
Circulation		3.3%	9
Information Delivery/ILL		0.4%	1

General Tech Services		1.1%	3
Cataloging		7.0%	19
Acquisitions/Collection Development		2.6%	7
Distance Learning		0.7%	2
Web Development		4.0%	11
Systems/IT		3.7%	10
Electronic Resources		4.8%	13
Computer Programming		0.7%	2
Instructional Technologies/Emerging Technologies		5.9%	16
Archivist/Records Manager		1.5%	4
Administrator		1.5%	4
Solo Librarian		2.6%	7
Member Services		1.1%	3
Consultant		1.5%	4
Professor		0.4%	1
Unemployed		3.7%	10
Other (please specify)		16.1%	44
		answered question	273
		skipped question	0

10. What point are you at in your career?

	Response Percent	Response Count
Library student	21.6%	59
New grad looking for a job	6.2%	17
Working less than 1 year in the profession	15.4%	42
Working in the profession for 1-3 years	56.8%	155
Working in the profession for 4-6 years	0.0%	0
Working in the profession for 7-10 years	0.0%	0
Working in the profession for 11-15 years	0.0%	0
Working in the profession for 16-20 years	0.0%	0
Working in the profession for more than 20 years	0.0%	0
Other (please specify)	0.0%	0

answered question **273**

skipped question **0**

11. Does your job require you to manage others?

	Response Percent	Response Count
Yes, I am the direct supervisor of other professional/non-professional staff members	21.1%	57
No	72.6%	196
 Other (please specify)	6.3%	17
<i>answered question</i>		270
<i>skipped question</i>		3

Show this Page Only

Page: Blog Demographics

12. How long have you had your primary blog?

	Response Percent	Response Count
Less than 4 months	16.7%	43
4-8 months	19.8%	51
9 months – 1 year	16.7%	43
13 months to 2 years	22.5%	58
25 months to 3 years	11.2%	29
37 months to 4 years	3.9%	10
49 months to 5 years	2.3%	6
61 months to 6 years	3.9%	10
73 months to 7 years	1.9%	5
More than 7 years	1.2%	3
<i>answered question</i>		258
<i>skipped question</i>		15

13. What software/service do you currently use to publish your primary blog?

	Response Percent	Response Count
Wordpress	35.8%	92
Moveable Type	1.6%	4
Blogger	44.0%	113
Typepad	0.8%	2

LiveJournal		9.3%	24
MySpace		2.3%	6
Ning		0.0%	0
Self-designed/custom		1.6%	4
view	Other (please specify)	4.7%	12
		answered question	257
		skipped question	16

14. Do you blog anonymously?

		Response Percent	Response Count
Yes		23.7%	61
No		76.3%	196
		answered question	257
		skipped question	16

15. If your primary blog is not sponsored by your place of employment, do people at work know about your blog?









		Response Percent	Response Count
Yes		59.0%	141
No		19.7%	47
Not sure		21.3%	51
		answered question	239
		skipped question	34

16. Was this your first blog?



		Response Percent	Response Count
Yes		49.6%	128
No		50.4%	130
		answered question	258
		skipped question	15

17. When did you first start blogging?










		Response Percent	Response Count
1997 or earlier		1.6%	4
1998		0.4%	1
1999		2.3%	6

2000		5.4%	14
2001		10.1%	26
2002		8.1%	21
2003		5.8%	15
2004		13.6%	35
2005		16.3%	42
2006		21.7%	56
2007		14.7%	38
		answered question	258
		skipped question	15

18. Do you contribute to more than one blog?













		Response Percent	Response Count
Yes		65.9%	170
No		34.1%	88
		answered question	258
		skipped question	15

19. What type of blog(s) do you have? Please choose a single answer for each individual blog you have.


		Response Percent	Response Count
Personal blog (1 author)		74.8%	193
Collaborative personal blog (more than 1 author)		14.3%	37
Professional blog (1 author)		35.3%	91
Collaborative professional blog (more than 1 author)		18.2%	47
Internal staff blog		12.4%	32
Official library blog for patrons		19.0%	49
Official library blog for librarians (ALA TechSource Blog, PLA Blog, LITA Blog, etc.)		2.7%	7
 Other (please specify)		4.3%	11
		answered question	258
		skipped question	15

20. Please choose the top three reasons why you blog.

Response Percent Response Count

To share ideas with others		61.1%	157
To record ideas for myself / to keep current		48.3%	124
To network / to become part of a community		38.1%	98
To reach out to patrons or clients		12.8%	33
For self-promotion / career advancement / make a name for myself		14.4%	37
To write / to develop my writing skills		30.0%	77
To process ideas / to clarify my thinking on certain issues		34.6%	89
To contribute to the profession		18.3%	47
No one else was writing about my specific topic / to represent the underrepresented		5.8%	15
To vent my frustrations		10.9%	28
 view Other (please specify)		4.7%	12
		answered question	257
		skipped question	16

21. Do you receive any revenue from blogging?

	Response Percent	Response Count	
Yes, I get paid specifically to blog.	0.4%	1	
Yes, I receive ad revenue.	1.6%	4	
Yes, I earn revenue from licensing my blog content.	0.0%	0	
I earn revenue from more than one of these means.	0.0%	0	
No	96.5%	247	
 view Other (please specify)	1.6%	4	
		answered question	256
		skipped question	17

22. In addition to publishing content on your blog, do you publish in the professional literature? (Choose all that apply)

	Response Percent	Response Count
I have published in a local or state publication (not peer-reviewed)	12.9%	33

I have published in a small-readership publication with national or international readership (not peer-reviewed)		13.7%	35
I have published in a major national or international publication (not peer-reviewed)		8.6%	22
I have published in a peer-reviewed journal		8.2%	21
I have contributed a chapter to a published book		8.6%	22
I have written a published book (alone or with 1-2 other authors)		2.7%	7
No		58.6%	150
Other (please specify)		8.6%	22
answered question			256
skipped question			17

Show this Page Only


Page: Attitudes and Behaviors

23. What is the primary way that you read blog content?











		Response Percent	Response Count
I visit each blog individually		17.0%	43
I read blogs in a Web-based RSS aggregator (Bloglines, Google Reader, etc.)		71.2%	180
I read blogs in a desktop RSS aggregator (MS Outlook, Vienna, NetNewsWire, etc.)		7.1%	18
I read blogs on a personalized start page (Netvibes, MyYahoo!, Pageflakes, etc.)		2.8%	7
Other (please specify)		2.0%	5
answered question			253
skipped question			20

24. How many blogs are you subscribed to (or if you don't subscribe, how many do you follow)?

		Response Percent	Response Count
Less than 15		18.5%	47
16 to 40		26.0%	66
41 to 75		20.9%	53
76 to 100		9.8%	25

101 to 150		11.8%	30
151 to 200		4.7%	12
more than 200		8.3%	21
answered question			254
skipped question			19

25. What other social networking tools do you use to network with people in the profession (choose all that apply)?

		Response Percent	Response Count
Instant Messaging		63.0%	145
Wikis		53.9%	124
Flickr		48.3%	111
MySpace		32.6%	75
Facebook		57.0%	131
Twitter		20.0%	46
Ning		26.1%	60
LinkedIn		27.4%	63
 Other (please specify)		15.7%	36
answered question			230
skipped question			43

26. How would you rate yourself on the following qualities?

	Definitely	Pretty-much	Somewhat	Barely	Not at all	N/A	Rating Average	Response Count
Open to change	63.6% (161)	31.6% (80)	4.3% (11)	0.0% (0)	0.0% (0)	0.4% (1)	1.40	253
Tech-savvy	39.5% (100)	41.5% (105)	18.2% (46)	0.8% (2)	0.0% (0)	0.0% (0)	1.80	253
A leader in innovation at my place of work	32.0% (81)	32.8% (83)	24.1% (61)	6.3% (16)	0.4% (1)	4.3% (11)	2.06	253
Happy at my job	30.3% (77)	34.6% (88)	23.2% (59)	5.1% (13)	2.4% (6)	4.3% (11)	2.11	254
answered question								254
skipped question								19

[Terms of Use](#) [Privacy Statement](#) [Opt Out/Opt In](#) [Contact Us](#)

Copyright ©1999-2007 SurveyMonkey.com. All Rights Reserved.

No portion of this site may be copied without the express written consent of SurveyMonkey.com. 35