



survey title:

**2007 Survey of the Biblioblogosphere** [Edit Title](#)

[design survey](#)

[collect responses](#)

[analyze results](#)

- [View Summary](#)
- [Browse Responses](#)
- [Filter Responses](#)
- [Download Responses](#)
- [Share Responses](#)



## Response Summary

**Active Filter:** Technology jobs [Edit Filter](#) [Unapply Filter](#)

**Unfiltered Total:** 839

**Filtered Total:** 161

[Show this Page Only](#)

Page: Introduction

### 1. What is your gender?

		Response Percent	Response Count
Female		54.0%	87
Male		45.3%	73
Other		0.6%	1
<b>answered question</b>			<b>161</b>
<b>skipped question</b>			<b>0</b>

### 2. What is your age?

		Response Percent	Response Count
Under 24		2.5%	4
24 to 30		22.4%	36
31 to 40		49.1%	79
41 to 50		16.8%	27
51 to 60		7.5%	12
Over 60		1.9%	3
<b>answered question</b>			<b>161</b>
<b>skipped question</b>			<b>0</b>

### 3. Where do you live?

		Response Percent	Response Count
Northeastern United States		14.3%	23
Southeastern United States		13.7%	22

Southwestern United States		5.0%	8
California		5.0%	8
Northwestern United States		2.5%	4
<b>Midwestern United States</b>		<b>19.3%</b>	<b>31</b>
Mountain States		1.2%	2
Non-Continental United States		0.0%	0
Eastern Canada		4.4%	7
Western Canada		1.9%	3
Middle of Canada		2.5%	4
Mexico and Central America		0.0%	0
Australia		7.5%	12
South America		0.0%	0
Western Europe and UK		14.9%	24
Eastern Europe		1.2%	2
Asia		2.5%	4
Africa		0.0%	0
Other (please specify)		4.4%	7
		<b>answered question</b>	<b>161</b>
		<b>skipped question</b>	<b>0</b>

**4. What sort of area do you live in?**

		Response Percent	Response Count
<b>Large Urban Area</b>		<b>37.5%</b>	<b>60</b>
Smaller Urban Area		25.0%	40
Suburban Area Near a Big City		22.5%	36
Suburban Area Not Near a Big City		2.5%	4
Rural Area		12.5%	20
Other (please specify)		0.0%	0
		<b>answered question</b>	<b>160</b>
		<b>skipped question</b>	<b>1</b>


**5. Do you have an MLS, MLIS, MSIS, etc.?**

		Response Percent	Response Count
<b>Yes</b>		<b>67.1%</b>	<b>108</b>
No		18.0%	29
Am in the process of earning it		14.9%	24

*answered question* **161**

*skipped question* **0**

**6. Do you have any other advanced degrees (check all that apply)?**

	Response Percent	Response Count
Masters in History	3.0%	4
Masters in English	4.6%	6
Masters in Education	2.3%	3
Masters in Social Work/Counseling/Psychology/etc.	0.8%	1
Masters in Computer Science	3.8%	5
MBA or MPA	2.3%	3
Other Masters	10.6%	14
Doctorate in Library Science	1.5%	2
Juris Doctorate	0.8%	1
Other Doctorate	0.0%	0
<b>No other advanced degrees</b>	<b>63.6%</b>	<b>84</b>
 Other (please specify)	8.3%	11
<i>answered question</i>		<b>132</b>
<i>skipped question</i>		<b>29</b>

**7. If you have an MLS, at what age did you (or will you) receive your degree in library science/librarianship/etc?**

	Response Percent	Response Count
Under 25	21.7%	26
<b>25 to 30</b>	<b>45.8%</b>	<b>55</b>
31 to 40	23.3%	28
41 to 50	6.7%	8
51 to 60	2.5%	3
Over 60	0.0%	0
<i>answered question</i>		<b>120</b>
<i>skipped question</i>		<b>41</b>

**8. What sort of setting do you work in?**

	Response Percent	Response Count
Very Small Public Library (serving 10,000 or fewer)	0.6%	1


Small Public Library (serving 10,001 to 40,000)		6.8%	11
Medium-Sized Public Library (serving 40,001 to 99,999)		6.2%	10
Large Public Library (serving 100,000 and up)		15.5%	25
Small Academic Library (3,000 or fewer students)		6.2%	10
Medium-Sized Academic Library (3,001 to 15,000 students)		13.0%	21
<b>Large Academic Library (more than 15,000 students)</b>		<b>20.5%</b>	<b>33</b>
School Library (K-12)		1.2%	2
Corporate Library		5.0%	8
Government Library/State Library		3.1%	5
Museum/Archive/Historical Society		0.0%	0
Law Library		0.0%	0
Medical/Health Science Library		3.1%	5
Any other Special Library		1.2%	2
Library School		1.2%	2
Library Consortium or System (NSLS, SEFLIN, PALS, etc.)		5.6%	9
Vendor		3.7%	6
I'm not employed		0.6%	1
Other (please specify)		6.2%	10
		<b>answered question</b>	<b>161</b>
		<b>skipped question</b>	<b>0</b>

**9. What best describes the sort of work you do? Please choose the one that best describes what you do most often in your job. If none come close to fitting, please choose other and list your job title.**

	Response Percent	Response Count
General Public Services	0.0%	0
Reference	0.0%	0
Instruction	0.0%	0
Outreach	0.0%	0
Subject Liaison	0.0%	0
Youth Services	0.0%	0
Access Services	0.0%	0
Circulation	0.0%	0
Information Delivery/ILL	0.0%	0

General Tech Services	0.0%	0
Cataloging	0.0%	0
Acquisitions/Collection Development	0.0%	0
Distance Learning	0.0%	0
Web Development	22.4%	36
<b>Systems/IT</b>	<b>31.1%</b>	<b>50</b>
Electronic Resources	23.6%	38
Computer Programming	3.1%	5
Instructional Technologies/Emerging Technologies	19.9%	32
Archivist/Records Manager	0.0%	0
Administrator	0.0%	0
Solo Librarian	0.0%	0
Member Services	0.0%	0
Consultant	0.0%	0
Professor	0.0%	0
Unemployed	0.0%	0
Other (please specify)	0.0%	0
<b>answered question</b>		<b>161</b>
<b>skipped question</b>		<b>0</b>

**10. What point are you at in your career?**

	Response Percent	Response Count
Library student	6.8%	11
New grad looking for a job	0.6%	1
Working less than 1 year in the profession	5.0%	8
<b>Working in the profession for 1-3 years</b>	<b>19.9%</b>	<b>32</b>
Working in the profession for 4-6 years	16.2%	26
Working in the profession for 7-10 years	17.4%	28
Working in the profession for 11-15 years	15.5%	25
Working in the profession for 16-20 years	6.2%	10
Working in the profession for more than 20 years	9.9%	16
 Other (please specify)	2.5%	4

*answered question* 161

*skipped question* 0

**11. Does your job require you to manage others?**

	Response Percent	Response Count
Yes, I am the direct supervisor of other professional/non-professional staff members	37.1%	59
<b>No</b>	<b>57.9%</b>	92
 Other (please specify)	5.0%	8
<i>answered question</i>		<b>159</b>
<i>skipped question</i>		<b>2</b>

Show this Page Only

**Page: Blog Demographics**

**12. How long have you had your primary blog?**



	Response Percent	Response Count
Less than 4 months	11.7%	18
4-8 months	14.9%	23
9 months – 1 year	11.7%	18
<b>13 months to 2 years</b>	<b>24.7%</b>	38
25 months to 3 years	18.8%	29
37 months to 4 years	7.8%	12
49 months to 5 years	5.2%	8
61 months to 6 years	4.6%	7
73 months to 7 years	0.7%	1
More than 7 years	0.0%	0
<i>answered question</i>		<b>154</b>
<i>skipped question</i>		<b>7</b>

**13. What software/service do you currently use to publish your primary blog?**



	Response Percent	Response Count
<b>Wordpress</b>	<b>46.1%</b>	71
Moveable Type	3.3%	5
Blogger	37.7%	58
Typepad	1.3%	2

LiveJournal		2.6%	4	
MySpace		0.7%	1	
Ning		0.0%	0	
Self-designed/custom		0.7%	1	
 view	Other (please specify) 	7.8%	12	
			<b>answered question</b>	<b>154</b>
			<b>skipped question</b>	<b>7</b>



**14. Do you blog anonymously?**

		Response Percent	Response Count	
Yes		19.5%	30	
No		80.5%	124	
			<b>answered question</b>	<b>154</b>
			<b>skipped question</b>	<b>7</b>

**15. If your primary blog is not sponsored by your place of employment, do people at work know about your blog?**

		Response Percent	Response Count	
Yes		72.9%	102	
No		10.7%	15	
Not sure		16.4%	23	
			<b>answered question</b>	<b>140</b>
			<b>skipped question</b>	<b>21</b>

**16. Was this your first blog?**

		Response Percent	Response Count	
Yes		61.0%	94	
No		39.0%	60	
			<b>answered question</b>	<b>154</b>
			<b>skipped question</b>	<b>7</b>

**17. When did you first start blogging?**

		Response Percent	Response Count
1997 or earlier		0.7%	1
1998		0.7%	1
1999		2.0%	3

2000		3.3%	5
2001		7.1%	11
2002		6.5%	10
2003		10.4%	16
2004		13.0%	20
2005		20.8%	32
<b>2006</b>		<b>24.7%</b>	<b>38</b>
2007		11.0%	17
		<b>answered question</b>	<b>154</b>
		<b>skipped question</b>	<b>7</b>

**18. Do you contribute to more than one blog?**

		Response Percent	Response Count
Yes		71.4%	110
No		28.6%	44
		<b>answered question</b>	<b>154</b>
		<b>skipped question</b>	<b>7</b>













**19. What type of blog(s) do you have? Please choose a single answer for each individual blog you have.**

		Response Percent	Response Count
<b>Personal blog (1 author)</b>		<b>67.5%</b>	<b>104</b>
Collaborative personal blog (more than 1 author)		12.3%	19
Professional blog (1 author)		40.9%	63
Collaborative professional blog (more than 1 author)		25.3%	39
Internal staff blog		22.1%	34
Official library blog for patrons		22.1%	34
Official library blog for librarians (ALA TechSource Blog, PLA Blog, LITA Blog, etc.)		3.9%	6
Other (please specify)		5.2%	8
		<b>answered question</b>	<b>154</b>
		<b>skipped question</b>	<b>7</b>


**20. Please choose the top three reasons why you blog.**

Response Percent    Response Count



<b>To share ideas with others</b>		<b>73.9%</b>	113
To record ideas for myself / to keep current		41.8%	64
To network / to become part of a community		41.8%	64
To reach out to patrons or clients		18.3%	28
For self-promotion / career advancement / make a name for myself		15.7%	24
To write / to develop my writing skills		19.6%	30
To process ideas / to clarify my thinking on certain issues		35.3%	54
To contribute to the profession		19.6%	30
No one else was writing about my specific topic / to represent the underrepresented		7.8%	12
To vent my frustrations		3.9%	6
 Other (please specify)		6.5%	10
		<b>answered question</b>	<b>153</b>
		<b>skipped question</b>	<b>8</b>

**21. Do you receive any revenue from blogging?**

	Response Percent	Response Count	
Yes, I get paid specifically to blog.	0.7%	1	
Yes, I receive ad revenue.	2.6%	4	
Yes, I earn revenue from licensing my blog content.	0.0%	0	
I earn revenue from more than one of these means.	0.0%	0	
<b>No</b>	<b>94.8%</b>	<b>145</b>	
 Other (please specify)	2.0%	3	
		<b>answered question</b>	<b>153</b>
		<b>skipped question</b>	<b>8</b>

**22. In addition to publishing content on your blog, do you publish in the professional literature? (Choose all that apply)**

	Response Percent	Response Count
I have published in a local or state publication (not peer-reviewed)	28.1%	43

I have published in a small-readership publication with national or international readership (not peer-reviewed)		22.2%	34
I have published in a major national or international publication (not peer-reviewed)		19.6%	30
I have published in a peer-reviewed journal		20.3%	31
I have contributed a chapter to a published book		17.0%	26
I have written a published book (alone or with 1-2 other authors)		5.2%	8
<b>No</b>		<b>39.2%</b>	<b>60</b>
Other (please specify)		9.2%	14
<b>answered question</b>			<b>153</b>
<b>skipped question</b>			<b>8</b>

Show this Page Only

**Page: Attitudes and Behaviors**

**23. What is the primary way that you read blog content?**

	Response Percent	Response Count
I visit each blog individually	8.6%	13
<b>I read blogs in a Web-based RSS aggregator (Bloglines, Google Reader, etc.)</b>	<b>69.5%</b>	<b>105</b>
I read blogs in a desktop RSS aggregator (MS Outlook, Vienna, NetNewsWire, etc.)	11.3%	17
I read blogs on a personalized start page (Netvibes, MyYahoo!, Pageflakes, etc.)	7.3%	11
Other (please specify)	3.3%	5
<b>answered question</b>		<b>151</b>
<b>skipped question</b>		<b>10</b>

**24. How many blogs are you subscribed to (or if you don't subscribe, how many do you follow)?**

	Response Percent	Response Count
Less than 15	13.1%	20
<b>16 to 40</b>	<b>21.6%</b>	<b>33</b>
41 to 75	17.0%	26
76 to 100	11.8%	18

101 to 150		15.7%	24
151 to 200		5.9%	9
more than 200		15.0%	23
<b>answered question</b>			<b>153</b>
<b>skipped question</b>			<b>8</b>

**25. What other social networking tools do you use to network with people in the profession (choose all that apply)?**

		Response Percent	Response Count
Instant Messaging		66.9%	95
<b>Wikis</b>		<b>68.3%</b>	97
Flickr		57.0%	81
MySpace		15.5%	22
Facebook		50.7%	72
Twitter		26.8%	38
Ning		35.2%	50
LinkedIn		38.7%	55
Other (please specify)		16.9%	24
<b>answered question</b>			<b>142</b>
<b>skipped question</b>			<b>19</b>

**26. How would you rate yourself on the following qualities?**

	Definitely	Pretty-much	Somewhat	Barely	Not at all	N/A	Rating Average	Response Count
Open to change	<b>68.4% (104)</b>	30.3% (46)	1.3% (2)	0.0% (0)	0.0% (0)	0.0% (0)	1.33	152
Tech-savvy	<b>61.2% (93)</b>	29.6% (45)	9.2% (14)	0.0% (0)	0.0% (0)	0.0% (0)	1.48	152
A leader in innovation at my place of work	<b>51.3% (78)</b>	33.6% (51)	11.2% (17)	2.6% (4)	0.7% (1)	0.7% (1)	1.67	152
Happy at my job	<b>36.6% (56)</b>	35.3% (54)	22.2% (34)	2.6% (4)	2.6% (4)	0.7% (1)	1.99	153
<b>answered question</b>								<b>153</b>
<b>skipped question</b>								<b>8</b>

[Terms of Use](#) [Privacy Statement](#) [Opt Out/Opt In](#) [Contact Us](#)

Copyright ©1999-2007 SurveyMonkey.com. All Rights Reserved.

No portion of this site may be copied without the express written consent of SurveyMonkey.com. 35