



survey title:

2007 Survey of the Biblioblogosphere [Edit Title](#)

[design survey](#)

[collect responses](#)

[analyze results](#)

- [View Summary](#)
- [Browse Responses](#)
- [Filter Responses](#)
- [Download Responses](#)
- [Share Responses](#)



Response Summary

Active Filter: Academic [Edit Filter](#) [Unapply Filter](#)

Unfiltered Total: 839

Filtered Total: 281

[Show this Page Only](#)

Page: Introduction

1. What is your gender?

		Response Percent	Response Count
Female		62.6%	176
Male		37.0%	104
Other		0.4%	1
answered question			281
skipped question			0

2. What is your age?

		Response Percent	Response Count
Under 24		2.9%	8
24 to 30		23.8%	67
31 to 40		44.5%	125
41 to 50		15.3%	43
51 to 60		11.7%	33
Over 60		1.8%	5
answered question			281
skipped question			0

3. Where do you live?

		Response Percent	Response Count
Northeastern United States		12.5%	35
Southeastern United States		14.6%	41

Southwestern United States		6.4%	18
California		3.2%	9
Northwestern United States		5.7%	16
Midwestern United States		21.7%	61
Mountain States		3.9%	11
Non-Continental United States		0.0%	0
Eastern Canada		2.5%	7
Western Canada		2.1%	6
Middle of Canada		3.2%	9
Mexico and Central America		0.0%	0
Australia		5.0%	14
South America		0.0%	0
Western Europe and UK		12.1%	34
Eastern Europe		1.1%	3
Asia		1.8%	5
Africa		0.7%	2
view Other (please specify)		3.6%	10
		answered question	281
		skipped question	0

4. What sort of area do you live in?













		Response Percent	Response Count
Large Urban Area		34.2%	96
Smaller Urban Area		29.9%	84
Suburban Area Near a Big City		10.3%	29
Suburban Area Not Near a Big City		8.2%	23
Rural Area		16.0%	45
view Other (please specify)		1.4%	4
		answered question	281
		skipped question	0

5. Do you have an MLS, MLIS, MSIS, etc.?





		Response Percent	Response Count
Yes		77.6%	218
No		11.0%	31
Am in the process of earning it		11.4%	32

<i>answered question</i>	281
<i>skipped question</i>	0

6. Do you have any other advanced degrees (check all that apply)?

	Response Percent	Response Count
Masters in History 	3.4%	8
Masters in English 	6.8%	16
Masters in Education 	3.8%	9
Masters in Social Work/Counseling/Psychology/etc.	0.8%	2
Masters in Computer Science 	1.3%	3
MBA or MPA 	1.7%	4
Other Masters 	16.9%	40
Doctorate in Library Science 	1.3%	3
Juris Doctorate 	3.0%	7
Other Doctorate 	1.7%	4
No other advanced degrees 	54.9%	130
 Other (please specify) 	9.3%	22
<i>answered question</i>	237	
<i>skipped question</i>	44	

7. If you have an MLS, at what age did you (or will you) receive your degree in library science/librarianship/etc?

	Response Percent	Response Count
Under 25 	19.7%	46
25 to 30 	47.4%	111
31 to 40 	26.1%	61
41 to 50 	6.0%	14
51 to 60	0.9%	2
Over 60	0.0%	0
<i>answered question</i>	234	
<i>skipped question</i>	47	

8. What sort of setting do you work in?

	Response Percent	Response Count
Very Small Public Library (serving 10,000 or fewer)	0.0%	0

Small Public Library (serving 10,001 to 40,000)	0.0%	0
Medium-Sized Public Library (serving 40,0001 to 99,999)	0.0%	0
Large Public Library (serving 100,000 and up)	0.0%	0
Small Academic Library (3,000 or fewer students)	17.8%	50
Medium-Sized Academic Library (3,001 to 15,000 students)	38.4%	108
Large Academic Library (more than 15,000 students)	43.8%	123
School Library (K-12)	0.0%	0
Corporate Library	0.0%	0
Government Library/State Library	0.0%	0
Museum/Archive/Historical Society	0.0%	0
Law Library	0.0%	0
Medical/Health Science Library	0.0%	0
Any other Special Library	0.0%	0
Library School	0.0%	0
Library Consortium or System (NSLS, SEFLIN, PALS, etc.)	0.0%	0
Vendor	0.0%	0
I'm not employed	0.0%	0
Other (please specify)	0.0%	0
	answered question	281
	skipped question	0

9. What best describes the sort of work you do? Please choose the one that best describes what you do most often in your job. If none come close to fitting, please choose other and list your job title.

	Response Percent	Response Count
General Public Services	7.1%	20
Reference	15.7%	44
Instruction	4.6%	13
Outreach	1.1%	3
Subject Liaison	6.4%	18
Youth Services	0.0%	0
Access Services	1.1%	3
Circulation	2.1%	6
Information Delivery/ILL	0.7%	2





General Tech Services		1.4%	4
Cataloging		5.3%	15
Acquisitions/Collection Development		5.3%	15
Distance Learning		1.8%	5
Web Development		3.9%	11
Systems/IT		6.4%	18
Electronic Resources		6.4%	18
Computer Programming		0.0%	0
Instructional Technologies/Emerging Technologies		6.1%	17
Archivist/Records Manager		1.8%	5
Administrator		5.0%	14
Solo Librarian		2.1%	6
Member Services		0.4%	1
Consultant		0.0%	0
Professor		0.7%	2
Unemployed		0.0%	0
Other (please specify)		14.6%	41
		answered question	281
		skipped question	0

10. What point are you at in your career?

		Response Percent	Response Count
Library student		5.3%	15
New grad looking for a job		0.4%	1
Working less than 1 year in the profession		5.0%	14
Working in the profession for 1-3 years		24.6%	69
Working in the profession for 4-6 years		17.4%	49
Working in the profession for 7-10 years		16.7%	47
Working in the profession for 11-15 years		12.8%	36
Working in the profession for 16-20 years		5.3%	15
Working in the profession for more than 20 years		10.7%	30

 view	Other (please specify) 	1.8%	5
		answered question	281
		skipped question	0










11. Does your job require you to manage others?

	Response Percent	Response Count	
Yes, I am the direct supervisor of other professional/non-professional staff members 	46.1%	129	
No 	48.9%	137	
 view Other (please specify) 	5.0%	14	
		answered question	280
		skipped question	1




Show this Page Only

Page: Blog Demographics

12. How long have you had your primary blog?



	Response Percent	Response Count	
Less than 4 months 	16.4%	44	
4-8 months 	12.7%	34	
9 months – 1 year 	12.7%	34	
13 months to 2 years 	24.6%	66	
25 months to 3 years 	16.4%	44	
37 months to 4 years 	6.7%	18	
49 months to 5 years 	4.1%	11	
61 months to 6 years 	3.7%	10	
73 months to 7 years 	1.9%	5	
More than 7 years	0.8%	2	
		answered question	268
		skipped question	13

13. What software/service do you currently use to publish your primary blog?

	Response Percent	Response Count
Wordpress 	38.4%	103
Moveable Type 	5.2%	14
Blogger 	38.8%	104

Typepad		2.6%	7
LiveJournal		4.5%	12
MySpace		0.4%	1
Ning		0.0%	0
Self-designed/custom		1.1%	3
 view Other (please specify)		9.0%	24
		answered question	268
		skipped question	13



14. Do you blog anonymously?

		Response Percent	Response Count
Yes		19.5%	52
No		80.5%	215
		answered question	267
		skipped question	14

15. If your primary blog is not sponsored by your place of employment, do people at work know about your blog?

		Response Percent	Response Count
Yes		68.2%	165
No		14.5%	35
Not sure		17.4%	42
		answered question	242
		skipped question	39

16. Was this your first blog?

		Response Percent	Response Count
Yes		62.3%	167
No		37.7%	101
		answered question	268
		skipped question	13

17. When did you first start blogging?

		Response Percent	Response Count
1997 or earlier		1.5%	4
1998		0.8%	2

1999		1.5%	4
2000		4.1%	11
2001		7.5%	20
2002		6.7%	18
2003		7.8%	21
2004		14.6%	39
2005		18.7%	50
2006		20.5%	55
2007		16.4%	44
		answered question	268
		skipped question	13

18. Do you contribute to more than one blog?

		Response Percent	Response Count
Yes		67.5%	181
No		32.5%	87
		answered question	268
		skipped question	13

19. What type of blog(s) do you have? Please choose a single answer for each individual blog you have.

		Response Percent	Response Count
Personal blog (1 author)		61.9%	166
Collaborative personal blog (more than 1 author)		8.2%	22
Professional blog (1 author)		42.2%	113
Collaborative professional blog (more than 1 author)		23.5%	63
Internal staff blog		16.8%	45
Official library blog for patrons		29.1%	78
Official library blog for librarians (ALA TechSource Blog, PLA Blog, LITA Blog, etc.)		5.2%	14
Other (please specify)		4.5%	12
		answered question	268
		skipped question	13

20. Please choose the top three reasons why you blog.

		Response Percent	Response Count
To share ideas with others		67.2%	180
To record ideas for myself / to keep current		41.4%	111
To network / to become part of a community		36.2%	97
To reach out to patrons or clients		22.8%	61
For self-promotion / career advancement / make a name for myself		11.6%	31
To write / to develop my writing skills		22.8%	61
To process ideas / to clarify my thinking on certain issues		32.5%	87
To contribute to the profession		24.3%	65
No one else was writing about my specific topic / to represent the underrepresented		6.3%	17
To vent my frustrations		5.2%	14
Other (please specify)		4.9%	13
answered question			268
skipped question			13

21. Do you receive any revenue from blogging?

		Response Percent	Response Count
Yes, I get paid specifically to blog.		1.5%	4
Yes, I receive ad revenue.		2.3%	6
Yes, I earn revenue from licensing my blog content.		0.0%	0
I earn revenue from more than one of these means.		0.0%	0
No		94.7%	252
Other (please specify)		1.5%	4
answered question			266
skipped question			15

22. In addition to publishing content on your blog, do you publish in the professional literature? (Choose all that apply)

		Response Percent	Response Count
I have published in a local or state publication (not peer-reviewed)		27.7%	74

I have published in a small-readership publication with national or international readership (not peer-reviewed)		25.8%	69
I have published in a major national or international publication (not peer-reviewed)		22.5%	60
I have published in a peer-reviewed journal		28.8%	77
I have contributed a chapter to a published book		22.1%	59
I have written a published book (alone or with 1-2 other authors)		5.6%	15
No		33.7%	90
Other (please specify)		9.7%	26
		answered question	267
		skipped question	14

Show this Page Only

Page: Attitudes and Behaviors

23. What is the primary way that you read blog content?

		Response Percent	Response Count
I visit each blog individually		9.1%	24
I read blogs in a Web-based RSS aggregator (Bloglines, Google Reader, etc.)		78.4%	207
I read blogs in a desktop RSS aggregator (MS Outlook, Vienna, NetNewsWire, etc.)		6.4%	17
I read blogs on a personalized start page (Netvibes, MyYahoo!, Pageflakes, etc.)		4.6%	12
Other (please specify)		1.5%	4
		answered question	264
		skipped question	17

24. How many blogs are you subscribed to (or if you don't subscribe, how many do you follow)?

		Response Percent	Response Count
Less than 15		18.1%	48
16 to 40		23.3%	62
41 to 75		16.5%	44
76 to 100		8.3%	22

101 to 150		15.4%	41
151 to 200		7.1%	19
more than 200		11.3%	30
		answered question	266
		skipped question	15

25. What other social networking tools do you use to network with people in the profession (choose all that apply)?

	Response Percent	Response Count	
Instant Messaging	68.9%	166	
Wikis	64.3%	155	
Flickr	53.1%	128	
MySpace	22.4%	54	
Facebook	61.4%	148	
Twitter	27.0%	65	
Ning	32.4%	78	
LinkedIn	25.7%	62	
Other (please specify)	12.9%	31	
		answered question	241
		skipped question	40

26. How would you rate yourself on the following qualities?

	Definitely	Pretty-much	Somewhat	Barely	Not at all	N/A	Rating Average	Response Count	
Open to change	63.2% (168)	32.3% (86)	4.1% (11)	0.0% (0)	0.0% (0)	0.4% (1)	1.41	266	
Tech-savvy	38.7% (103)	40.2% (107)	19.5% (52)	1.5% (4)	0.0% (0)	0.0% (0)	1.84	266	
A leader in innovation at my place of work	36.5% (97)	38.0% (101)	19.2% (51)	4.1% (11)	1.5% (4)	0.8% (2)	1.95	266	
Happy at my job	34.1% (90)	39.0% (103)	20.8% (55)	4.2% (11)	1.9% (5)	0.0% (0)	2.01	264	
								answered question	266
								skipped question	15

[Terms of Use](#) [Privacy Statement](#) [Opt Out/Opt In](#) [Contact Us](#)

Copyright ©1999-2007 SurveyMonkey.com. All Rights Reserved.

No portion of this site may be copied without the express written consent of SurveyMonkey.com. 35