



survey title:

2007 Survey of the Biblioblogosphere [Edit Title](#)

[design survey](#)

[collect responses](#)

[analyze results](#)

- [View Summary](#)
- [Browse Responses](#)
- [Filter Responses](#)
- [Download Responses](#)
- [Share Responses](#)



Response Summary

Active Filter: Career advancement [Edit Filter](#) [Unapply Filter](#)

Unfiltered Total: 839

Filtered Total: 100

[Show this Page Only](#)

Page: Introduction

1. What is your gender?

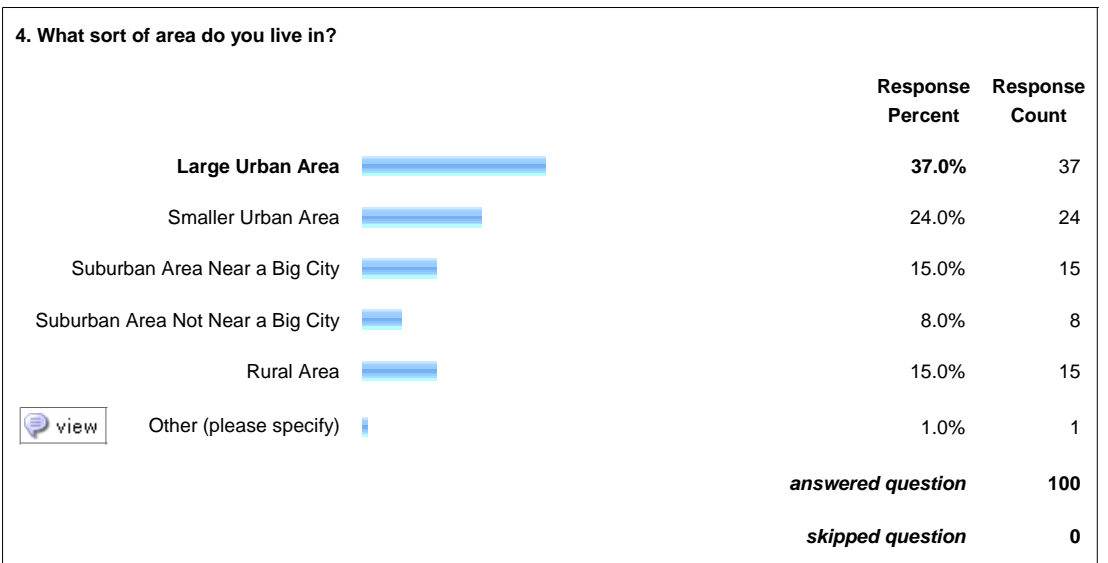
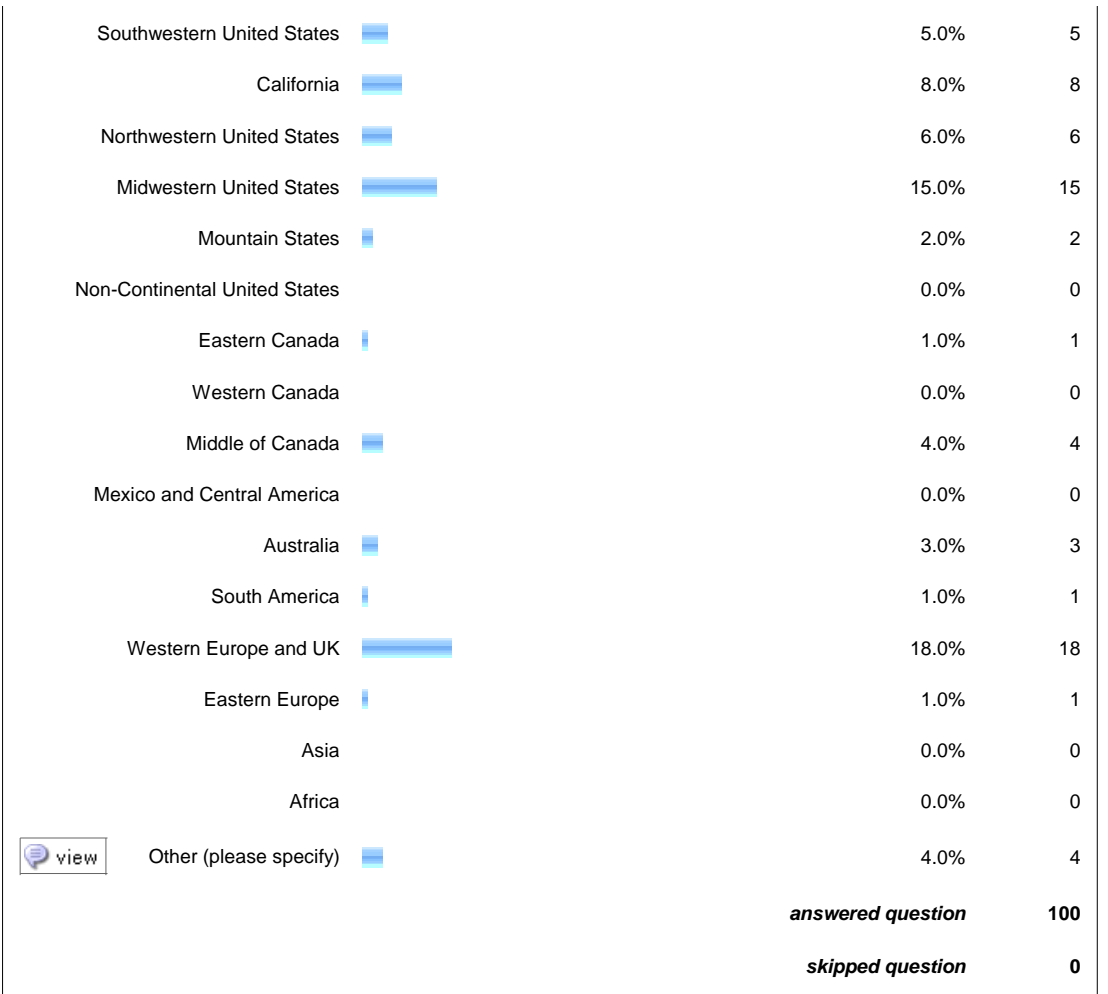
	Response Percent	Response Count
Female	55.0%	55
Male	45.0%	45
Other	0.0%	0
answered question		100
skipped question		0

2. What is your age?

	Response Percent	Response Count
Under 24	3.0%	3
24 to 30	34.0%	34
31 to 40	36.0%	36
41 to 50	18.0%	18
51 to 60	9.0%	9
Over 60	0.0%	0
answered question		100
skipped question		0


3. Where do you live?

	Response Percent	Response Count
Northeastern United States	21.0%	21
Southeastern United States	11.0%	11



<i>answered question</i>	100
<i>skipped question</i>	0

6. Do you have any other advanced degrees (check all that apply)?

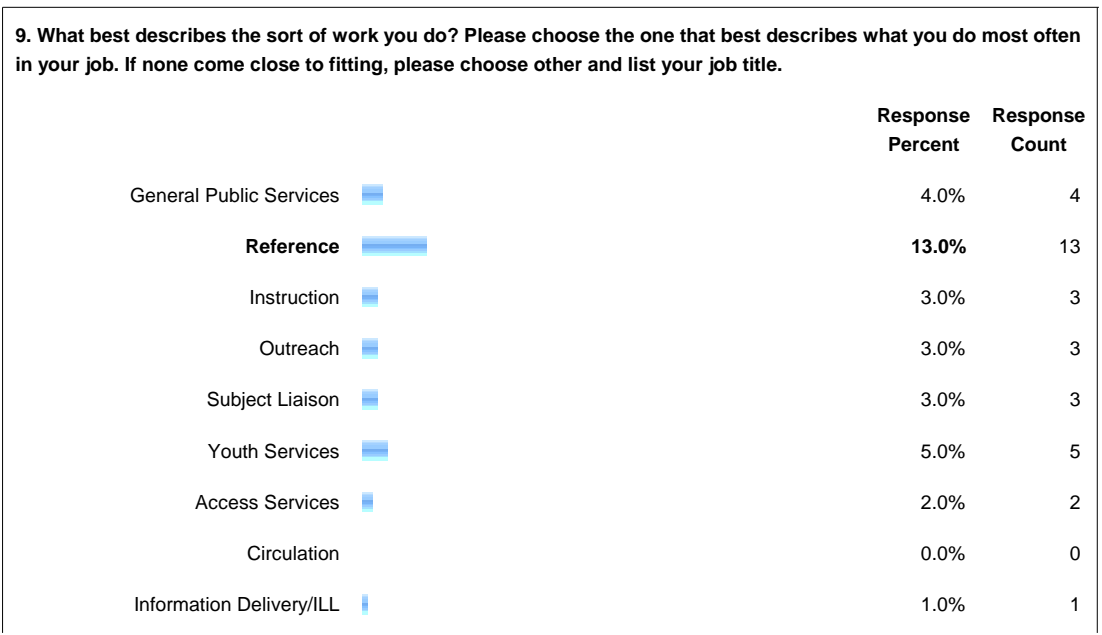
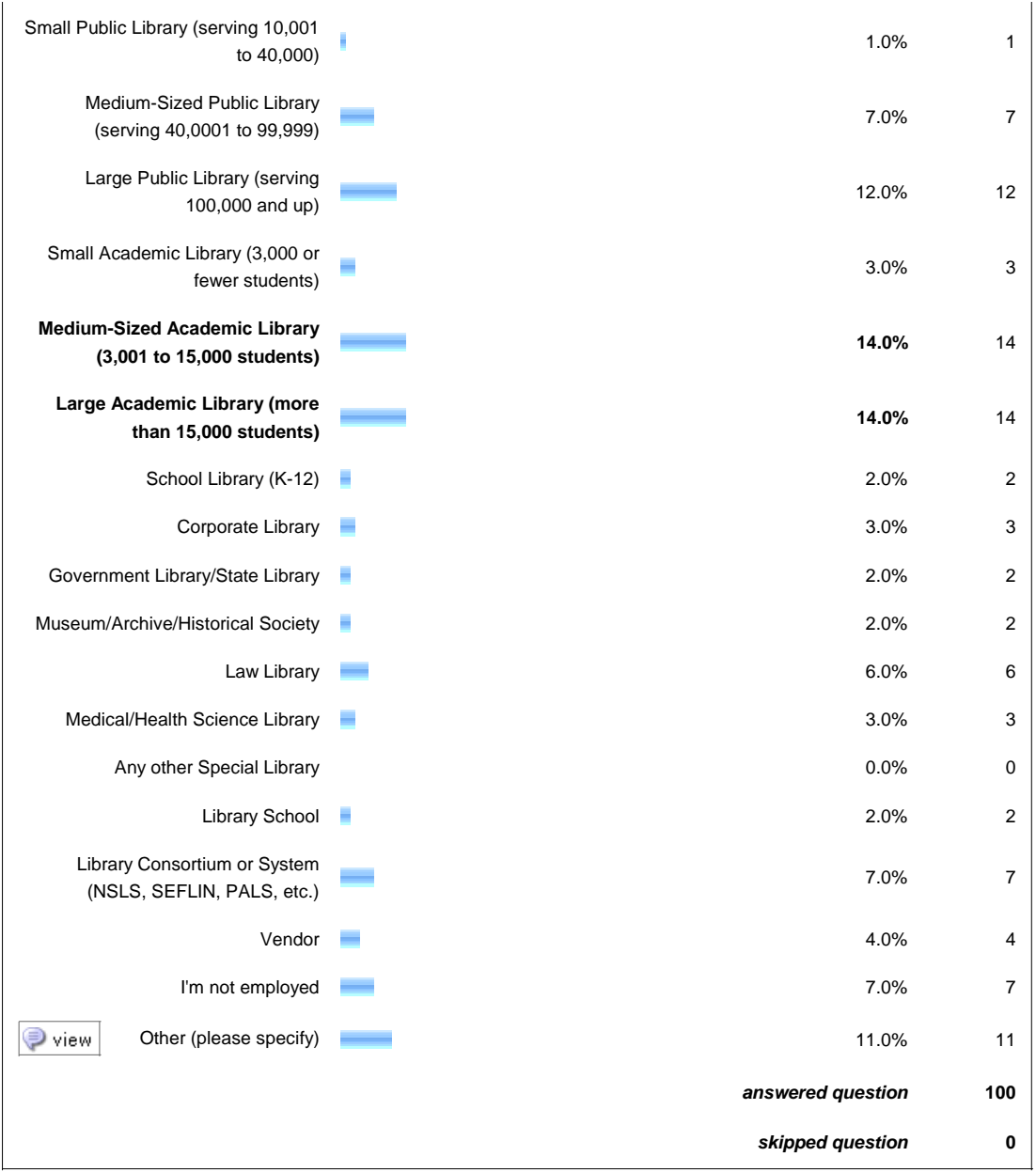
	Response Percent	Response Count
Masters in History	5.1%	4
Masters in English	1.3%	1
Masters in Education	2.6%	2
Masters in Social Work/Counseling/Psychology/etc.	2.6%	2
Masters in Computer Science	1.3%	1
MBA or MPA	2.6%	2
Other Masters	18.0%	14
Doctorate in Library Science	1.3%	1
Juris Doctorate	1.3%	1
Other Doctorate	1.3%	1
No other advanced degrees	59.0%	46
 Other (please specify)	9.0%	7
<i>answered question</i>	78	
<i>skipped question</i>	22	

7. If you have an MLS, at what age did you (or will you) receive your degree in library science/librarianship/etc?

	Response Percent	Response Count
Under 25	13.6%	12
25 to 30	50.0%	44
31 to 40	27.3%	24
41 to 50	8.0%	7
51 to 60	1.1%	1
Over 60	0.0%	0
<i>answered question</i>	88	
<i>skipped question</i>	12	

8. What sort of setting do you work in?

	Response Percent	Response Count
Very Small Public Library (serving 10,000 or fewer)	0.0%	0







General Tech Services		2.0%	2
Cataloging		2.0%	2
Acquisitions/Collection Development		2.0%	2
Distance Learning		2.0%	2
Web Development		5.0%	5
Systems/IT		11.0%	11
Electronic Resources		4.0%	4
Computer Programming		1.0%	1
Instructional Technologies/Emerging Technologies		3.0%	3
Archivist/Records Manager		2.0%	2
Administrator		4.0%	4
Solo Librarian		6.0%	6
Member Services		1.0%	1
Consultant		6.0%	6
Professor		1.0%	1
Unemployed		4.0%	4
Other (please specify)		10.0%	10
		answered question	100
		skipped question	0

10. What point are you at in your career?

	Response Percent	Response Count
Library student	9.0%	9
New grad looking for a job	5.0%	5
Working less than 1 year in the profession	5.0%	5
Working in the profession for 1-3 years	18.0%	18
Working in the profession for 4-6 years	19.0%	19
Working in the profession for 7-10 years	14.0%	14
Working in the profession for 11-15 years	15.0%	15
Working in the profession for 16-20 years	5.0%	5
Working in the profession for more than 20 years	7.0%	7

 view	Other (please specify) 	3.0%	3
		answered question	100
		skipped question	0











11. Does your job require you to manage others?

	Response Percent	Response Count	
Yes, I am the direct supervisor of other professional/non-professional staff members 	36.0%	36	
No 	61.0%	61	
 view	Other (please specify) 	3.0%	3
		answered question	100
		skipped question	0




Show this Page Only

Page: Blog Demographics

12. How long have you had your primary blog?



	Response Percent	Response Count	
Less than 4 months 	13.0%	13	
4-8 months 	17.0%	17	
9 months – 1 year 	12.0%	12	
13 months to 2 years 	23.0%	23	
25 months to 3 years 	12.0%	12	
37 months to 4 years 	11.0%	11	
49 months to 5 years 	5.0%	5	
61 months to 6 years 	3.0%	3	
73 months to 7 years 	3.0%	3	
More than 7 years 	1.0%	1	
		answered question	100
		skipped question	0

13. What software/service do you currently use to publish your primary blog?




	Response Percent	Response Count
Wordpress 	46.0%	46
Moveable Type 	3.0%	3
Blogger 	36.0%	36

Typepad		3.0%	3
LiveJournal		3.0%	3
MySpace		0.0%	0
Ning		0.0%	0
Self-designed/custom		0.0%	0
 view Other (please specify)		9.0%	9
		answered question	100
		skipped question	0



14. Do you blog anonymously?

		Response Percent	Response Count
Yes		8.0%	8
No		92.0%	92
		answered question	100
		skipped question	0

15. If your primary blog is not sponsored by your place of employment, do people at work know about your blog?

		Response Percent	Response Count
Yes		70.5%	67
No		11.6%	11
Not sure		17.9%	17
		answered question	95
		skipped question	5

16. Was this your first blog?

		Response Percent	Response Count
Yes		50.0%	50
No		50.0%	50
		answered question	100
		skipped question	0

17. When did you first start blogging?

		Response Percent	Response Count
1997 or earlier		0.0%	0
1998		2.0%	2

1999		2.0%	2
2000		3.0%	3
2001		6.0%	6
2002		8.0%	8
2003		20.0%	20
2004		17.0%	17
2005		16.0%	16
2006		14.0%	14
2007		12.0%	12
		answered question	100
		skipped question	0

18. Do you contribute to more than one blog?

		Response Percent	Response Count
Yes		70.0%	70
No		30.0%	30
		answered question	100
		skipped question	0

19. What type of blog(s) do you have? Please choose a single answer for each individual blog you have.

		Response Percent	Response Count
Personal blog (1 author)		68.0%	68
Collaborative personal blog (more than 1 author)		10.0%	10
Professional blog (1 author)		52.0%	52
Collaborative professional blog (more than 1 author)		29.0%	29
Internal staff blog		14.0%	14
Official library blog for patrons		12.0%	12
Official library blog for librarians (ALA TechSource Blog, PLA Blog, LITA Blog, etc.)		9.0%	9
Other (please specify)		5.0%	5
		answered question	100
		skipped question	0

20. Please choose the top three reasons why you blog.

		Response Percent	Response Count
To share ideas with others		56.0%	56
To record ideas for myself / to keep current		27.0%	27
To network / to become part of a community		36.0%	36
To reach out to patrons or clients		9.0%	9
For self-promotion / career advancement / make a name for myself		100.0%	100
To write / to develop my writing skills		15.0%	15
To process ideas / to clarify my thinking on certain issues		12.0%	12
To contribute to the profession		28.0%	28
No one else was writing about my specific topic / to represent the underrepresented		6.0%	6
To vent my frustrations		1.0%	1
Other (please specify)		5.0%	5
answered question			100
skipped question			0

21. Do you receive any revenue from blogging?

		Response Percent	Response Count
Yes, I get paid specifically to blog.		2.0%	2
Yes, I receive ad revenue.		5.1%	5
Yes, I earn revenue from licensing my blog content.		1.0%	1
I earn revenue from more than one of these means.		1.0%	1
No		88.8%	87
Other (please specify)		2.0%	2
answered question			98
skipped question			2

22. In addition to publishing content on your blog, do you publish in the professional literature? (Choose all that apply)

		Response Percent	Response Count
I have published in a local or state publication (not peer-reviewed)		23.0%	23

I have published in a small-readership publication with national or international readership (not peer-reviewed)		21.0%	21
I have published in a major national or international publication (not peer-reviewed)		20.0%	20
I have published in a peer-reviewed journal		22.0%	22
I have contributed a chapter to a published book		13.0%	13
I have written a published book (alone or with 1-2 other authors)		7.0%	7
No		41.0%	41
Other (please specify)		7.0%	7
		answered question	100
		skipped question	0

Show this Page Only

Page: Attitudes and Behaviors

23. What is the primary way that you read blog content?

		Response Percent	Response Count
I visit each blog individually		9.0%	9
I read blogs in a Web-based RSS aggregator (Bloglines, Google Reader, etc.)		77.0%	77
I read blogs in a desktop RSS aggregator (MS Outlook, Vienna, NetNewsWire, etc.)		5.0%	5
I read blogs on a personalized start page (Netvibes, MyYahoo!, Pageflakes, etc.)		8.0%	8
Other (please specify)		1.0%	1
		answered question	100
		skipped question	0

24. How many blogs are you subscribed to (or if you don't subscribe, how many do you follow)?

		Response Percent	Response Count
Less than 15		18.0%	18
16 to 40		24.0%	24
41 to 75		13.0%	13
76 to 100		12.0%	12

101 to 150		12.0%	12
151 to 200		7.0%	7
more than 200		14.0%	14
answered question			100
skipped question			0

25. What other social networking tools do you use to network with people in the profession (choose all that apply)?

		Response Percent	Response Count
Instant Messaging		72.0%	67
Wikis		53.8%	50
Flickr		67.7%	63
MySpace		30.1%	28
Facebook		55.9%	52
Twitter		32.3%	30
Ning		45.2%	42
LinkedIn		41.9%	39
Other (please specify)		16.1%	15
answered question			93
skipped question			7

26. How would you rate yourself on the following qualities?

	Definitely	Pretty-much	Somewhat	Barely	Not at all	N/A	Rating Average	Response Count
Open to change	74.7% (74)	23.2% (23)	2.0% (2)	0.0% (0)	0.0% (0)	0.0% (0)	1.27	99
Tech-savvy	54.5% (54)	36.4% (36)	9.1% (9)	0.0% (0)	0.0% (0)	0.0% (0)	1.55	99
A leader in innovation at my place of work	42.4% (42)	36.4% (36)	13.1% (13)	1.0% (1)	1.0% (1)	6.1% (6)	1.74	99
Happy at my job	34.7% (34)	31.6% (31)	21.4% (21)	4.1% (4)	2.0% (2)	6.1% (6)	2.01	98
answered question								100
skipped question								0

[Terms of Use](#) [Privacy Statement](#) [Opt Out/Opt In](#) [Contact Us](#)

Copyright ©1999-2007 SurveyMonkey.com. All Rights Reserved.

No portion of this site may be copied without the express written consent of SurveyMonkey.com. 35