



survey title:

**2007 Survey of the Biblioblogosphere** [Edit Title](#)

[design survey](#)

[collect responses](#)

[analyze results](#)

- [View Summary](#)
- [Browse Responses](#)
- [Filter Responses](#)
- [Download Responses](#)
- [Share Responses](#)



## Response Summary

**Active Filter:** Getting MLIS [Edit Filter](#) [Unapply Filter](#)

**Unfiltered Total:** 839

**Filtered Total:** 111

[Show this Page Only](#)

Page: Introduction

### 1. What is your gender?

	Response Percent	Response Count
Female	68.5%	76
Male	31.5%	35
Other	0.0%	0
<b>answered question</b>		<b>111</b>
<b>skipped question</b>		<b>0</b>

### 2. What is your age?

	Response Percent	Response Count
Under 24	7.2%	8
24 to 30	41.4%	46
31 to 40	34.2%	38
41 to 50	14.4%	16
51 to 60	1.8%	2
Over 60	0.9%	1
<b>answered question</b>		<b>111</b>
<b>skipped question</b>		<b>0</b>

### 3. Where do you live?

	Response Percent	Response Count
Northeastern United States	18.9%	21
Southeastern United States	13.5%	15

Southwestern United States		7.2%	8
California		0.9%	1
Northwestern United States		1.8%	2
<b>Midwestern United States</b>		<b>22.5%</b>	<b>25</b>
Mountain States		1.8%	2
Non-Continental United States		0.0%	0
Eastern Canada		2.7%	3
Western Canada		0.9%	1
Middle of Canada		0.9%	1
Mexico and Central America		0.9%	1
Australia		6.3%	7
South America		0.9%	1
Western Europe and UK		11.7%	13
Eastern Europe		2.7%	3
Asia		0.9%	1
Africa		0.9%	1
Other (please specify)		4.5%	5
		<b>answered question</b>	<b>111</b>
		<b>skipped question</b>	<b>0</b>

**4. What sort of area do you live in?**


		Response Percent	Response Count
<b>Large Urban Area</b>		<b>41.4%</b>	<b>46</b>
Smaller Urban Area		26.1%	29
Suburban Area Near a Big City		17.1%	19
Suburban Area Not Near a Big City		3.6%	4
Rural Area		11.7%	13
Other (please specify)		0.0%	0
		<b>answered question</b>	<b>111</b>
		<b>skipped question</b>	<b>0</b>

**5. Do you have an MLS, MLIS, MSIS, etc.?**

		Response Percent	Response Count
Yes		0.0%	0
No		0.0%	0
<b>Am in the process of earning it</b>		<b>100.0%</b>	<b>111</b>

<i>answered question</i>	<b>111</b>
<i>skipped question</i>	<b>0</b>

**6. Do you have any other advanced degrees (check all that apply)?**

	<b>Response Percent</b>	<b>Response Count</b>
Masters in History	1.2%	1
Masters in English	2.4%	2
Masters in Education	3.6%	3
Masters in Social Work/Counseling/Psychology/etc.	2.4%	2
Masters in Computer Science	0.0%	0
MBA or MPA	1.2%	1
Other Masters	8.3%	7
Doctorate in Library Science	0.0%	0
Juris Doctorate	1.2%	1
Other Doctorate	1.2%	1
<b>No other advanced degrees</b>	<b>77.4%</b>	<b>65</b>
 Other (please specify)	7.1%	6
<i>answered question</i>	<b>84</b>	
<i>skipped question</i>	<b>27</b>	

**7. If you have an MLS, at what age did you (or will you) receive your degree in library science/librarianship/etc?**

	<b>Response Percent</b>	<b>Response Count</b>
Under 25	10.3%	8
<b>25 to 30</b>	<b>37.2%</b>	<b>29</b>
31 to 40	30.8%	24
41 to 50	18.0%	14
51 to 60	3.9%	3
Over 60	0.0%	0
<i>answered question</i>	<b>78</b>	
<i>skipped question</i>	<b>33</b>	

**8. What sort of setting do you work in?**

	<b>Response Percent</b>	<b>Response Count</b>
Very Small Public Library (serving 10,000 or fewer)	4.5%	5

Small Public Library (serving 10,001 to 40,000)		4.5%	5
Medium-Sized Public Library (serving 40,001 to 99,999)		10.8%	12
<b>Large Public Library (serving 100,000 and up)</b>		<b>14.4%</b>	<b>16</b>
Small Academic Library (3,000 or fewer students)		2.7%	3
Medium-Sized Academic Library (3,001 to 15,000 students)		11.7%	13
<b>Large Academic Library (more than 15,000 students)</b>		<b>14.4%</b>	<b>16</b>
School Library (K-12)		4.5%	5
Corporate Library		0.9%	1
Government Library/State Library		0.9%	1
Museum/Archive/Historical Society		0.0%	0
Law Library		1.8%	2
Medical/Health Science Library		0.9%	1
Any other Special Library		4.5%	5
Library School		2.7%	3
Library Consortium or System (NSLS, SEFLIN, PALS, etc.)		3.6%	4
Vendor		0.9%	1
I'm not employed		8.1%	9
Other (please specify)		8.1%	9
		<b>answered question</b>	<b>111</b>
		<b>skipped question</b>	<b>0</b>

**9. What best describes the sort of work you do? Please choose the one that best describes what you do most often in your job. If none come close to fitting, please choose other and list your job title.**

	Response Percent	Response Count
General Public Services	8.1%	9
Reference	12.6%	14
Instruction	0.0%	0
Outreach	0.9%	1
Subject Liaison	0.9%	1
Youth Services	9.0%	10
Access Services	0.0%	0
Circulation	6.3%	7
Information Delivery/ILL	0.0%	0





General Tech Services		1.8%	2
Cataloging		4.5%	5
Acquisitions/Collection Development		2.7%	3
Distance Learning		0.0%	0
Web Development		2.7%	3
Systems/IT		5.4%	6
Electronic Resources		8.1%	9
Computer Programming		0.9%	1
Instructional Technologies/Emerging Technologies		4.5%	5
Archivist/Records Manager		0.9%	1
Administrator		2.7%	3
Solo Librarian		5.4%	6
Member Services		1.8%	2
Consultant		0.9%	1
Professor		0.0%	0
Unemployed		4.5%	5
<b>Other (please specify)</b>		15.3%	17
		<b>answered question</b>	<b>111</b>
		<b>skipped question</b>	<b>0</b>

**10. What point are you at in your career?**

		<b>Response Percent</b>	<b>Response Count</b>
<b>Library student</b>		46.9%	52
New grad looking for a job		2.7%	3
Working less than 1 year in the profession		1.8%	2
Working in the profession for 1-3 years		16.2%	18
Working in the profession for 4-6 years		11.7%	13
Working in the profession for 7-10 years		6.3%	7
Working in the profession for 11-15 years		4.5%	5
Working in the profession for 16-20 years		0.0%	0
Working in the profession for more than 20 years		2.7%	3

 view	Other (please specify) 	7.2%	8
		<b>answered question</b>	<b>111</b>
		<b>skipped question</b>	<b>0</b>











**11. Does your job require you to manage others?**

	Response Percent	Response Count	
Yes, I am the direct supervisor of other professional/non-professional staff members 	26.6%	29	
<b>No</b> 	<b>67.9%</b>	<b>74</b>	
 view Other (please specify) 	5.5%	6	
		<b>answered question</b>	<b>109</b>
		<b>skipped question</b>	<b>2</b>




Show this Page Only


**Page: Blog Demographics**

**12. How long have you had your primary blog?**



	Response Percent	Response Count	
Less than 4 months 	24.1%	26	
4-8 months 	14.8%	16	
9 months – 1 year 	16.7%	18	
<b>13 months to 2 years</b> 	<b>27.8%</b>	<b>30</b>	
25 months to 3 years 	5.6%	6	
37 months to 4 years 	3.7%	4	
49 months to 5 years 	2.8%	3	
61 months to 6 years 	1.9%	2	
73 months to 7 years 	0.9%	1	
More than 7 years 	1.9%	2	
		<b>answered question</b>	<b>108</b>
		<b>skipped question</b>	<b>3</b>

**13. What software/service do you currently use to publish your primary blog?**

	Response Percent	Response Count
Wordpress 	32.4%	35
Moveable Type 	3.7%	4
<b>Blogger</b> 	<b>46.3%</b>	<b>50</b>

Typepad	0.9%	1
LiveJournal 	7.4%	8
MySpace 	3.7%	4
Ning	0.0%	0
Self-designed/custom 	2.8%	3
 Other (please specify) 	2.8%	3
<b>answered question</b>		<b>108</b>
<b>skipped question</b>		<b>3</b>



**14. Do you blog anonymously?**

	Response Percent	Response Count
Yes 	21.3%	23
No 	78.7%	85
<b>answered question</b>		<b>108</b>
<b>skipped question</b>		<b>3</b>

**15. If your primary blog is not sponsored by your place of employment, do people at work know about your blog?**









	Response Percent	Response Count
Yes 	50.0%	49
No 	26.5%	26
Not sure 	23.5%	23
<b>answered question</b>		<b>98</b>
<b>skipped question</b>		<b>13</b>

**16. Was this your first blog?**



	Response Percent	Response Count
Yes 	54.6%	59
No 	45.4%	49
<b>answered question</b>		<b>108</b>
<b>skipped question</b>		<b>3</b>

**17. When did you first start blogging?**









	Response Percent	Response Count
1997 or earlier 	1.9%	2
1998	0.0%	0

1999		0.9%	1
2000		6.5%	7
2001		8.3%	9
2002		8.3%	9
2003		4.6%	5
2004		11.1%	12
2005		11.1%	12
<b>2006</b>		<b>31.5%</b>	<b>34</b>
2007		15.7%	17
		<b>answered question</b>	<b>108</b>
		<b>skipped question</b>	<b>3</b>

**18. Do you contribute to more than one blog?**

		Response Percent	Response Count
Yes		61.1%	66
No		38.9%	42
		<b>answered question</b>	<b>108</b>
		<b>skipped question</b>	<b>3</b>

**19. What type of blog(s) do you have? Please choose a single answer for each individual blog you have.**

		Response Percent	Response Count
<b>Personal blog (1 author)</b>		<b>78.7%</b>	<b>85</b>
Collaborative personal blog (more than 1 author)		13.0%	14
Professional blog (1 author)		20.4%	22
Collaborative professional blog (more than 1 author)		13.9%	15
Internal staff blog		9.3%	10
Official library blog for patrons		16.7%	18
Official library blog for librarians (ALA TechSource Blog, PLA Blog, LITA Blog, etc.)		0.9%	1
 Other (please specify)		8.3%	9
		<b>answered question</b>	<b>108</b>
		<b>skipped question</b>	<b>3</b>

**20. Please choose the top three reasons why you blog.**



		Response Percent	Response Count
<b>To share ideas with others</b>		64.5%	69
To record ideas for myself / to keep current		48.6%	52
To network / to become part of a community		35.5%	38
To reach out to patrons or clients		12.2%	13
For self-promotion / career advancement / make a name for myself		15.9%	17
To write / to develop my writing skills		31.8%	34
To process ideas / to clarify my thinking on certain issues		30.8%	33
To contribute to the profession		16.8%	18
No one else was writing about my specific topic / to represent the underrepresented		2.8%	3
To vent my frustrations		14.0%	15
Other (please specify)		4.7%	5
<b>answered question</b>			<b>107</b>
<b>skipped question</b>			<b>4</b>

**21. Do you receive any revenue from blogging?**

		Response Percent	Response Count
Yes, I get paid specifically to blog.		0.9%	1
Yes, I receive ad revenue.		0.9%	1
Yes, I earn revenue from licensing my blog content.		0.0%	0
I earn revenue from more than one of these means.		0.0%	0
<b>No</b>		97.2%	104
Other (please specify)		0.9%	1
<b>answered question</b>			<b>107</b>
<b>skipped question</b>			<b>4</b>

**22. In addition to publishing content on your blog, do you publish in the professional literature? (Choose all that apply)**

		Response Percent	Response Count
I have published in a local or state publication (not peer-reviewed)		10.2%	11

I have published in a small-readership publication with national or international readership (not peer-reviewed)		11.1%	12
I have published in a major national or international publication (not peer-reviewed)		2.8%	3
I have published in a peer-reviewed journal		4.6%	5
I have contributed a chapter to a published book		5.6%	6
I have written a published book (alone or with 1-2 other authors)		2.8%	3
<b>No</b>		<b>70.4%</b>	<b>76</b>
Other (please specify)		7.4%	8
		<b>answered question</b>	<b>108</b>
		<b>skipped question</b>	<b>3</b>

Show this Page Only

Page: Attitudes and Behaviors

**23. What is the primary way that you read blog content?**

	Response Percent	Response Count	
I visit each blog individually	17.8%	19	
<b>I read blogs in a Web-based RSS aggregator (Bloglines, Google Reader, etc.)</b>	<b>68.2%</b>	<b>73</b>	
I read blogs in a desktop RSS aggregator (MS Outlook, Vienna, NetNewsWire, etc.)	9.4%	10	
I read blogs on a personalized start page (Netvibes, MyYahoo!, Pageflakes, etc.)	4.7%	5	
Other (please specify)	0.0%	0	
		<b>answered question</b>	<b>107</b>
		<b>skipped question</b>	<b>4</b>

**24. How many blogs are you subscribed to (or if you don't subscribe, how many do you follow)?**

	Response Percent	Response Count
Less than 15	24.1%	26
<b>16 to 40</b>	<b>31.5%</b>	<b>34</b>
41 to 75	11.1%	12
76 to 100	8.3%	9

101 to 150		14.8%	16
151 to 200		2.8%	3
more than 200		7.4%	8
		<b>answered question</b>	<b>108</b>
		<b>skipped question</b>	<b>3</b>

**25. What other social networking tools do you use to network with people in the profession (choose all that apply)?**

	Response Percent	Response Count	
Instant Messaging	54.3%	51	
Wikis	52.1%	49	
Flickr	39.4%	37	
MySpace	30.9%	29	
<b>Facebook</b>	<b>56.4%</b>	<b>53</b>	
Twitter	20.2%	19	
Ning	33.0%	31	
LinkedIn	19.2%	18	
Other (please specify)	16.0%	15	
		<b>answered question</b>	<b>94</b>
		<b>skipped question</b>	<b>17</b>

**26. How would you rate yourself on the following qualities?**

	Definitely	Pretty-much	Somewhat	Barely	Not at all	N/A	Rating Average	Response Count	
Open to change	<b>65.4% (70)</b>	28.0% (30)	5.6% (6)	0.0% (0)	0.0% (0)	0.9% (1)	1.40	107	
Tech-savvy	<b>42.1% (45)</b>	38.3% (41)	19.6% (21)	0.0% (0)	0.0% (0)	0.0% (0)	1.78	107	
A leader in innovation at my place of work	31.8% (34)	<b>36.4% (39)</b>	18.7% (20)	5.6% (6)	0.0% (0)	7.5% (8)	1.98	107	
Happy at my job	<b>38.9% (42)</b>	25.9% (28)	22.2% (24)	5.6% (6)	0.9% (1)	6.5% (7)	1.97	108	
								<b>answered question</b>	<b>108</b>
								<b>skipped question</b>	<b>3</b>

[Terms of Use](#) [Privacy Statement](#) [Opt Out/Opt In](#) [Contact Us](#)

Copyright ©1999-2007 SurveyMonkey.com. All Rights Reserved.

No portion of this site may be copied without the express written consent of SurveyMonkey.com. 35