



survey title:

**2007 Survey of the Biblioblogosphere** [Edit Title](#)

[design survey](#)

[collect responses](#)

[analyze results](#)

- [View Summary](#)
- [Browse Responses](#)
- [Filter Responses](#)
- [Download Responses](#)
- [Share Responses](#)



## Response Summary

**Active Filter:** have not published [Edit Filter](#) [Unapply Filter](#)

**Unfiltered Total:** 839

**Filtered Total:** 361

[Show this Page Only](#)

Page: Introduction

### 1. What is your gender?


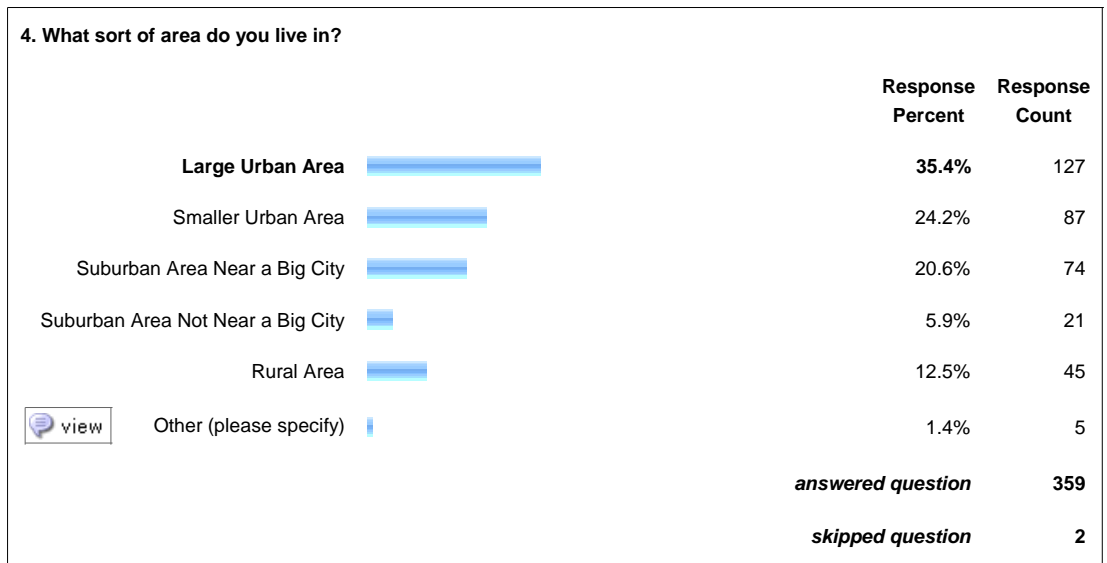
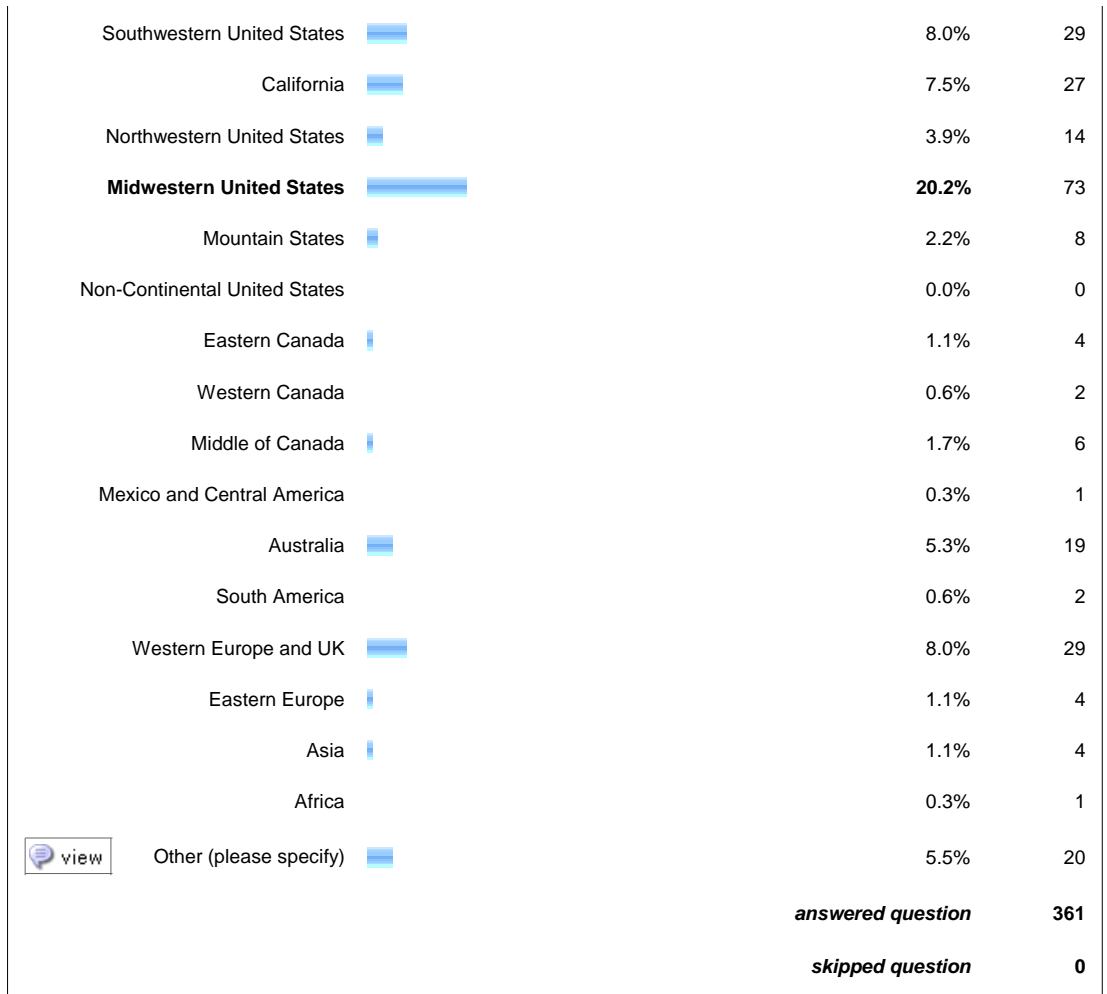
		Response Percent	Response Count
Female		71.2%	257
Male		28.3%	102
Other		0.6%	2
<b>answered question</b>			<b>361</b>
<b>skipped question</b>			<b>0</b>

### 2. What is your age?

		Response Percent	Response Count
Under 24		2.5%	9
24 to 30		28.3%	102
31 to 40		35.2%	127
41 to 50		18.8%	68
51 to 60		13.9%	50
Over 60		1.4%	5
<b>answered question</b>			<b>361</b>
<b>skipped question</b>			<b>0</b>


### 3. Where do you live?

		Response Percent	Response Count
Northeastern United States		19.4%	70
Southeastern United States		13.3%	48



<i>answered question</i>	<b>361</b>
<i>skipped question</i>	<b>0</b>

**6. Do you have any other advanced degrees (check all that apply)?**

	<b>Response Percent</b>	<b>Response Count</b>
Masters in History	1.7%	5
Masters in English	2.4%	7
Masters in Education	5.1%	15
Masters in Social Work/Counseling/Psychology/etc.	1.4%	4
Masters in Computer Science	0.7%	2
MBA or MPA	1.0%	3
Other Masters	7.8%	23
Doctorate in Library Science	0.7%	2
Juris Doctorate	0.7%	2
Other Doctorate	0.7%	2
<b>No other advanced degrees</b>	<b>73.2%</b>	<b>216</b>
 Other (please specify)	7.1%	21
<i>answered question</i>	<b>295</b>	
<i>skipped question</i>	<b>66</b>	

**7. If you have an MLS, at what age did you (or will you) receive your degree in library science/librarianship/etc?**

	<b>Response Percent</b>	<b>Response Count</b>
Under 25	19.2%	53
<b>25 to 30</b>	<b>42.4%</b>	<b>117</b>
31 to 40	23.9%	66
41 to 50	12.3%	34
51 to 60	2.2%	6
Over 60	0.0%	0
<i>answered question</i>	<b>276</b>	
<i>skipped question</i>	<b>85</b>	

**8. What sort of setting do you work in?**

	<b>Response Percent</b>	<b>Response Count</b>
Very Small Public Library (serving 10,000 or fewer)	4.2%	15

Small Public Library (serving 10,001 to 40,000)		9.7%	35
Medium-Sized Public Library (serving 40,001 to 99,999)		11.9%	43
<b>Large Public Library (serving 100,000 and up)</b>		<b>16.9%</b>	61
Small Academic Library (3,000 or fewer students)		5.0%	18
Medium-Sized Academic Library (3,001 to 15,000 students)		11.4%	41
Large Academic Library (more than 15,000 students)		8.6%	31
School Library (K-12)		8.6%	31
Corporate Library		2.2%	8
Government Library/State Library		1.7%	6
Museum/Archive/Historical Society		0.8%	3
Law Library		1.7%	6
Medical/Health Science Library		1.1%	4
Any other Special Library		2.2%	8
Library School		0.6%	2
Library Consortium or System (NSLS, SEFLIN, PALS, etc.)		2.8%	10
Vendor		1.1%	4
I'm not employed		4.4%	16
Other (please specify)		5.3%	19
		<b>answered question</b>	<b>361</b>
		<b>skipped question</b>	<b>0</b>

**9. What best describes the sort of work you do? Please choose the one that best describes what you do most often in your job. If none come close to fitting, please choose other and list your job title.**

	Response Percent	Response Count
General Public Services	8.6%	31
<b>Reference</b>	<b>17.7%</b>	64
Instruction	3.6%	13
Outreach	0.6%	2
Subject Liaison	1.7%	6
Youth Services	6.4%	23
Access Services	0.3%	1
Circulation	1.7%	6
Information Delivery/ILL	0.6%	2





General Tech Services		1.4%	5
Cataloging		5.0%	18
Acquisitions/Collection Development		3.3%	12
Distance Learning		0.8%	3
Web Development		5.0%	18
Systems/IT		3.9%	14
Electronic Resources		3.6%	13
Computer Programming		0.8%	3
Instructional Technologies/Emerging Technologies		3.3%	12
Archivist/Records Manager		1.1%	4
Administrator		5.5%	20
Solo Librarian		7.5%	27
Member Services		0.6%	2
Consultant		1.9%	7
Professor		0.3%	1
Unemployed		2.5%	9
Other (please specify)		12.5%	45
		<b>answered question</b>	<b>361</b>
		<b>skipped question</b>	<b>0</b>

**10. What point are you at in your career?**

		<b>Response Percent</b>	<b>Response Count</b>
Library student		10.0%	36
New grad looking for a job		3.1%	11
Working less than 1 year in the profession		5.0%	18
<b>Working in the profession for 1-3 years</b>		<b>23.6%</b>	85
Working in the profession for 4-6 years		14.1%	51
Working in the profession for 7-10 years		13.3%	48
Working in the profession for 11-15 years		11.1%	40
Working in the profession for 16-20 years		7.5%	27
Working in the profession for more than 20 years		8.6%	31

 view	Other (please specify) 	3.9%	14
		<b>answered question</b>	<b>361</b>
		<b>skipped question</b>	<b>0</b>










**11. Does your job require you to manage others?**

	Response Percent	Response Count	
Yes, I am the direct supervisor of other professional/non-professional staff members 	35.3%	127	
<b>No</b> 	<b>60.6%</b>	<b>218</b>	
 view	Other (please specify) 	4.2%	15
		<b>answered question</b>	<b>360</b>
		<b>skipped question</b>	<b>1</b>




Show this Page Only

**Page: Blog Demographics**

**12. How long have you had your primary blog?**



	Response Percent	Response Count	
<b>Less than 4 months</b> 	<b>23.6%</b>	<b>85</b>	
4-8 months 	15.5%	56	
9 months – 1 year 	19.9%	72	
13 months to 2 years 	23.0%	83	
25 months to 3 years 	7.2%	26	
37 months to 4 years 	4.2%	15	
49 months to 5 years 	1.9%	7	
61 months to 6 years 	2.8%	10	
73 months to 7 years	0.6%	2	
More than 7 years 	1.4%	5	
		<b>answered question</b>	<b>361</b>
		<b>skipped question</b>	<b>0</b>

**13. What software/service do you currently use to publish your primary blog?**




	Response Percent	Response Count
Wordpress 	28.8%	103
Moveable Type 	1.4%	5
<b>Blogger</b> 	<b>52.8%</b>	<b>189</b>

Typepad		2.8%	10	
LiveJournal		5.3%	19	
MySpace		2.2%	8	
Ning		0.0%	0	
Self-designed/custom		2.0%	7	
 view Other (please specify)		4.8%	17	
			<b>answered question</b>	<b>358</b>
			<b>skipped question</b>	<b>3</b>


**14. Do you blog anonymously?**

		Response Percent	Response Count	
Yes		32.1%	116	
No		67.9%	245	
			<b>answered question</b>	<b>361</b>
			<b>skipped question</b>	<b>0</b>

**15. If your primary blog is not sponsored by your place of employment, do people at work know about your blog?**

		Response Percent	Response Count	
Yes		56.0%	173	
No		25.9%	80	
Not sure		18.1%	56	
			<b>answered question</b>	<b>309</b>
			<b>skipped question</b>	<b>52</b>

**16. Was this your first blog?**

		Response Percent	Response Count	
Yes		65.4%	236	
No		34.6%	125	
			<b>answered question</b>	<b>361</b>
			<b>skipped question</b>	<b>0</b>

**17. When did you first start blogging?**

		Response Percent	Response Count
1997 or earlier		1.1%	4
1998		0.6%	2

1999		1.4%	5
2000		2.5%	9
2001		5.3%	19
2002		6.4%	23
2003		4.7%	17
2004		10.5%	38
2005		18.0%	65
<b>2006</b>		<b>25.8%</b>	<b>93</b>
2007		23.8%	86
<b>answered question</b>			<b>361</b>
<b>skipped question</b>			<b>0</b>

**18. Do you contribute to more than one blog?**

		Response Percent	Response Count
Yes		57.3%	207
No		42.7%	154
<b>answered question</b>			<b>361</b>
<b>skipped question</b>			<b>0</b>

**19. What type of blog(s) do you have? Please choose a single answer for each individual blog you have.**

		Response Percent	Response Count
<b>Personal blog (1 author)</b>		<b>66.2%</b>	<b>239</b>
Collaborative personal blog (more than 1 author)		10.0%	36
Professional blog (1 author)		31.0%	112
Collaborative professional blog (more than 1 author)		16.6%	60
Internal staff blog		10.8%	39
Official library blog for patrons		24.7%	89
Official library blog for librarians (ALA TechSource Blog, PLA Blog, LITA Blog, etc.)		2.2%	8
Other (please specify)		5.3%	19
<b>answered question</b>			<b>361</b>
<b>skipped question</b>			<b>0</b>

**20. Please choose the top three reasons why you blog.**




		Response Percent	Response Count
<b>To share ideas with others</b>		65.4%	236
To record ideas for myself / to keep current		41.0%	148
To network / to become part of a community		38.8%	140
To reach out to patrons or clients		27.2%	98
For self-promotion / career advancement / make a name for myself		11.4%	41
To write / to develop my writing skills		22.7%	82
To process ideas / to clarify my thinking on certain issues		26.9%	97
To contribute to the profession		13.3%	48
No one else was writing about my specific topic / to represent the underrepresented		5.3%	19
To vent my frustrations		10.5%	38
Other (please specify)		6.4%	23
<b>answered question</b>			<b>361</b>
<b>skipped question</b>			<b>0</b>

**21. Do you receive any revenue from blogging?**

		Response Percent	Response Count
Yes, I get paid specifically to blog.		0.6%	2
Yes, I receive ad revenue.		1.1%	4
Yes, I earn revenue from licensing my blog content.		0.3%	1
I earn revenue from more than one of these means.		0.0%	0
<b>No</b>		97.2%	349
Other (please specify)		0.8%	3
<b>answered question</b>			<b>359</b>
<b>skipped question</b>			<b>2</b>

**22. In addition to publishing content on your blog, do you publish in the professional literature? (Choose all that apply)**


		Response Percent	Response Count
I have published in a local or state publication (not peer-reviewed)		0.0%	0

I have published in a small-readership publication with national or international readership (not peer-reviewed)	0.0%	0
I have published in a major national or international publication (not peer-reviewed)	0.0%	0
I have published in a peer-reviewed journal	0.0%	0
I have contributed a chapter to a published book	0.0%	0
I have written a published book (alone or with 1-2 other authors)	0.0%	0
<b>No</b>	<b>100.0%</b>	<b>361</b>
 Other (please specify)	0.8%	3
<b>answered question</b>		<b>361</b>
<b>skipped question</b>		<b>0</b>

Show this Page Only

Page: Attitudes and Behaviors

23. What is the primary way that you read blog content?

	Response Percent	Response Count
I visit each blog individually	19.5%	70
<b>I read blogs in a Web-based RSS aggregator (Bloglines, Google Reader, etc.)</b>	<b>69.4%</b>	<b>249</b>
I read blogs in a desktop RSS aggregator (MS Outlook, Vienna, NetNewsWire, etc.)	5.6%	20
I read blogs on a personalized start page (Netvibes, MyYahoo!, Pageflakes, etc.)	4.5%	16
 Other (please specify)	1.1%	4
<b>answered question</b>		<b>359</b>
<b>skipped question</b>		<b>2</b>

24. How many blogs are you subscribed to (or if you don't subscribe, how many do you follow)?

	Response Percent	Response Count
<b>Less than 15</b>	<b>28.9%</b>	<b>104</b>
<b>16 to 40</b>	<b>28.9%</b>	<b>104</b>
41 to 75	15.8%	57
76 to 100	6.9%	25

101 to 150		10.0%	36
151 to 200		1.9%	7
more than 200		7.5%	27
<b>answered question</b>			<b>360</b>
<b>skipped question</b>			<b>1</b>

**25. What other social networking tools do you use to network with people in the profession (choose all that apply)?**

	Response Percent	Response Count
<b>Instant Messaging</b>	<b>51.5%</b>	159
Wikis	49.5%	153
Flickr	46.6%	144
MySpace	29.1%	90
Facebook	42.1%	130
Twitter	15.5%	48
Ning	25.6%	79
LinkedIn	20.1%	62
Other (please specify)	11.7%	36
<b>answered question</b>		<b>309</b>
<b>skipped question</b>		<b>52</b>

**26. How would you rate yourself on the following qualities?**

	Definitely	Pretty-much	Somewhat	Barely	Not at all	N/A	Rating Average	Response Count
Open to change	<b>61.7% (222)</b>	33.3% (120)	5.0% (18)	0.0% (0)	0.0% (0)	0.0% (0)	1.43	360
Tech-savvy	29.8% (107)	<b>43.2% (155)</b>	25.1% (90)	1.7% (6)	0.3% (1)	0.0% (0)	1.99	359
A leader in innovation at my place of work	27.9% (100)	<b>36.8% (132)</b>	26.5% (95)	5.3% (19)	1.1% (4)	2.5% (9)	2.13	359
Happy at my job	<b>38.7% (139)</b>	33.1% (119)	19.2% (69)	3.1% (11)	2.2% (8)	3.6% (13)	1.93	359
<b>answered question</b>								<b>360</b>
<b>skipped question</b>								<b>1</b>

[Terms of Use](#) [Privacy Statement](#) [Opt Out/Opt In](#) [Contact Us](#)

Copyright ©1999-2007 SurveyMonkey.com. All Rights Reserved.

No portion of this site may be copied without the express written consent of SurveyMonkey.com. 35