



survey title:

2007 Survey of the Biblioblogosphere [Edit Title](#)

[design survey](#)

[collect responses](#)

[analyze results](#)

- [View Summary](#)
- [Browse Responses](#)
- [Filter Responses](#)
- [Download Responses](#)
- [Share Responses](#)



Response Summary

Active Filter: No MLIS [Edit Filter](#) [Unapply Filter](#)

Unfiltered Total: 839

Filtered Total: 128

[Show this Page Only](#)

Page: Introduction

1. What is your gender?

		Response Percent	Response Count
Female		59.4%	76
Male		40.6%	52
Other		0.0%	0
answered question			128
skipped question			0

2. What is your age?

		Response Percent	Response Count
Under 24		5.5%	7
24 to 30		18.8%	24
31 to 40		30.5%	39
41 to 50		20.3%	26
51 to 60		20.3%	26
Over 60		4.7%	6
answered question			128
skipped question			0

3. Where do you live?

		Response Percent	Response Count
Northeastern United States		8.6%	11
Southeastern United States		14.1%	18

Southwestern United States		5.5%	7
California		10.9%	14
Northwestern United States		3.9%	5
Midwestern United States		10.9%	14
Mountain States		1.6%	2
Non-Continental United States		0.0%	0
Eastern Canada		1.6%	2
Western Canada		2.3%	3
Middle of Canada		2.3%	3
Mexico and Central America		0.0%	0
Australia		7.8%	10
South America		1.6%	2
Western Europe and UK		21.1%	27
Eastern Europe		0.8%	1
Asia		3.9%	5
Africa		0.0%	0
Other (please specify)		3.1%	4
		answered question	128
		skipped question	0

4. What sort of area do you live in?

		Response Percent	Response Count
Large Urban Area		32.3%	41
Smaller Urban Area		27.6%	35
Suburban Area Near a Big City		21.3%	27
Suburban Area Not Near a Big City		6.3%	8
Rural Area		11.8%	15
Other (please specify)		0.8%	1
		answered question	127
		skipped question	1


5. Do you have an MLS, MLIS, MSIS, etc.?

		Response Percent	Response Count
Yes		0.0%	0
No		100.0%	128
Am in the process of earning it		0.0%	0

answered question 128

skipped question 0

6. Do you have any other advanced degrees (check all that apply)?

	Response Percent	Response Count
Masters in History	2.8%	3
Masters in English	0.9%	1
Masters in Education	5.6%	6
Masters in Social Work/Counseling/Psychology/etc.	1.9%	2
Masters in Computer Science	5.6%	6
MBA or MPA	1.9%	2
Other Masters	9.4%	10
Doctorate in Library Science	0.9%	1
Juris Doctorate	1.9%	2
Other Doctorate	3.7%	4
No other advanced degrees	57.9%	62
 Other (please specify)	10.3%	11
<i>answered question</i>		107
<i>skipped question</i>		21

7. If you have an MLS, at what age did you (or will you) receive your degree in library science/librarianship/etc?

	Response Percent	Response Count
Under 25	66.7%	2
25 to 30	33.3%	1
31 to 40	0.0%	0
41 to 50	0.0%	0
51 to 60	0.0%	0
Over 60	0.0%	0
<i>answered question</i>		3
<i>skipped question</i>		125

8. What sort of setting do you work in?

	Response Percent	Response Count
Very Small Public Library (serving 10,000 or fewer)	3.9%	5

Small Public Library (serving 10,001 to 40,000)		10.2%	13
Medium-Sized Public Library (serving 40,001 to 99,999)		10.2%	13
Large Public Library (serving 100,000 and up)		12.5%	16
Small Academic Library (3,000 or fewer students)		3.1%	4
Medium-Sized Academic Library (3,001 to 15,000 students)		11.7%	15
Large Academic Library (more than 15,000 students)		9.4%	12
School Library (K-12)		10.9%	14
Corporate Library		0.0%	0
Government Library/State Library		3.9%	5
Museum/Archive/Historical Society		1.6%	2
Law Library		1.6%	2
Medical/Health Science Library		3.1%	4
Any other Special Library		2.3%	3
Library School		0.0%	0
Library Consortium or System (NSLS, SEFLIN, PALS, etc.)		5.5%	7
Vendor		2.3%	3
I'm not employed		3.9%	5
Other (please specify)		3.9%	5
		answered question	128
		skipped question	0

9. What best describes the sort of work you do? Please choose the one that best describes what you do most often in your job. If none come close to fitting, please choose other and list your job title.

		Response Percent	Response Count
General Public Services		10.9%	14
Reference		9.4%	12
Instruction		4.7%	6
Outreach		1.6%	2
Subject Liaison		0.8%	1
Youth Services		7.0%	9
Access Services		0.0%	0
Circulation		3.1%	4
Information Delivery/ILL		3.1%	4





General Tech Services		1.6%	2
Cataloging		1.6%	2
Acquisitions/Collection Development		1.6%	2
Distance Learning		0.8%	1
Web Development		4.7%	6
Systems/IT		10.2%	13
Electronic Resources		3.1%	4
Computer Programming		1.6%	2
Instructional Technologies/Emerging Technologies		3.1%	4
Archivist/Records Manager		2.3%	3
Administrator		2.3%	3
Solo Librarian		8.6%	11
Member Services		0.0%	0
Consultant		0.0%	0
Professor		1.6%	2
Unemployed		1.6%	2
Other (please specify)		14.8%	19
		answered question	128
		skipped question	0

10. What point are you at in your career?

		Response Percent	Response Count
Library student		4.7%	6
New grad looking for a job		0.8%	1
Working less than 1 year in the profession		4.7%	6
Working in the profession for 1-3 years		16.4%	21
Working in the profession for 4-6 years		15.6%	20
Working in the profession for 7-10 years		10.9%	14
Working in the profession for 11-15 years		14.1%	18
Working in the profession for 16-20 years		10.2%	13
Working in the profession for more than 20 years		18.0%	23

 view	Other (please specify) 	4.7%	6
		answered question	128
		skipped question	0








11. Does your job require you to manage others?

	Response Percent	Response Count	
Yes, I am the direct supervisor of other professional/non-professional staff members 	35.2%	45	
No 	58.6%	75	
 view	Other (please specify) 	6.3%	8
		answered question	128
		skipped question	0




Show this Page Only

Page: Blog Demographics

12. How long have you had your primary blog?



	Response Percent	Response Count	
Less than 4 months 	21.7%	25	
4-8 months 	16.5%	19	
9 months – 1 year 	18.3%	21	
13 months to 2 years 	20.9%	24	
25 months to 3 years 	14.8%	17	
37 months to 4 years 	4.4%	5	
49 months to 5 years	0.9%	1	
61 months to 6 years 	1.7%	2	
73 months to 7 years	0.0%	0	
More than 7 years	0.9%	1	
		answered question	115
		skipped question	13

13. What software/service do you currently use to publish your primary blog?



	Response Percent	Response Count
Wordpress 	32.2%	37
Moveable Type 	1.7%	2
Blogger 	47.8%	55

Typepad		2.6%	3	
LiveJournal		3.5%	4	
MySpace		1.7%	2	
Ning		0.9%	1	
Self-designed/custom		0.0%	0	
 view	Other (please specify) 	9.6%	11	
			answered question	115
			skipped question	13



14. Do you blog anonymously?

		Response Percent	Response Count	
Yes		26.1%	30	
No		73.9%	85	
			answered question	115
			skipped question	13

15. If your primary blog is not sponsored by your place of employment, do people at work know about your blog?









		Response Percent	Response Count	
Yes		70.5%	62	
No		14.8%	13	
Not sure		14.8%	13	
			answered question	88
			skipped question	40

16. Was this your first blog?



		Response Percent	Response Count	
Yes		62.6%	72	
No		37.4%	43	
			answered question	115
			skipped question	13

17. When did you first start blogging?










		Response Percent	Response Count
1997 or earlier		0.0%	0
1998		0.9%	1

1999		2.6%	3
2000		0.9%	1
2001		5.2%	6
2002		3.5%	4
2003		4.4%	5
2004		13.0%	15
2005		19.1%	22
2006		27.8%	32
2007		22.6%	26
answered question			115
skipped question			13

18. Do you contribute to more than one blog?

		Response Percent	Response Count
Yes		60.0%	69
No		40.0%	46
answered question			115
skipped question			13

19. What type of blog(s) do you have? Please choose a single answer for each individual blog you have.

		Response Percent	Response Count
Personal blog (1 author)		59.1%	68
Collaborative personal blog (more than 1 author)		7.0%	8
Professional blog (1 author)		41.7%	48
Collaborative professional blog (more than 1 author)		17.4%	20
Internal staff blog		12.2%	14
Official library blog for patrons		26.1%	30
Official library blog for librarians (ALA TechSource Blog, PLA Blog, LITA Blog, etc.)		4.4%	5
 Other (please specify)		6.1%	7
answered question			115
skipped question			13

20. Please choose the top three reasons why you blog.

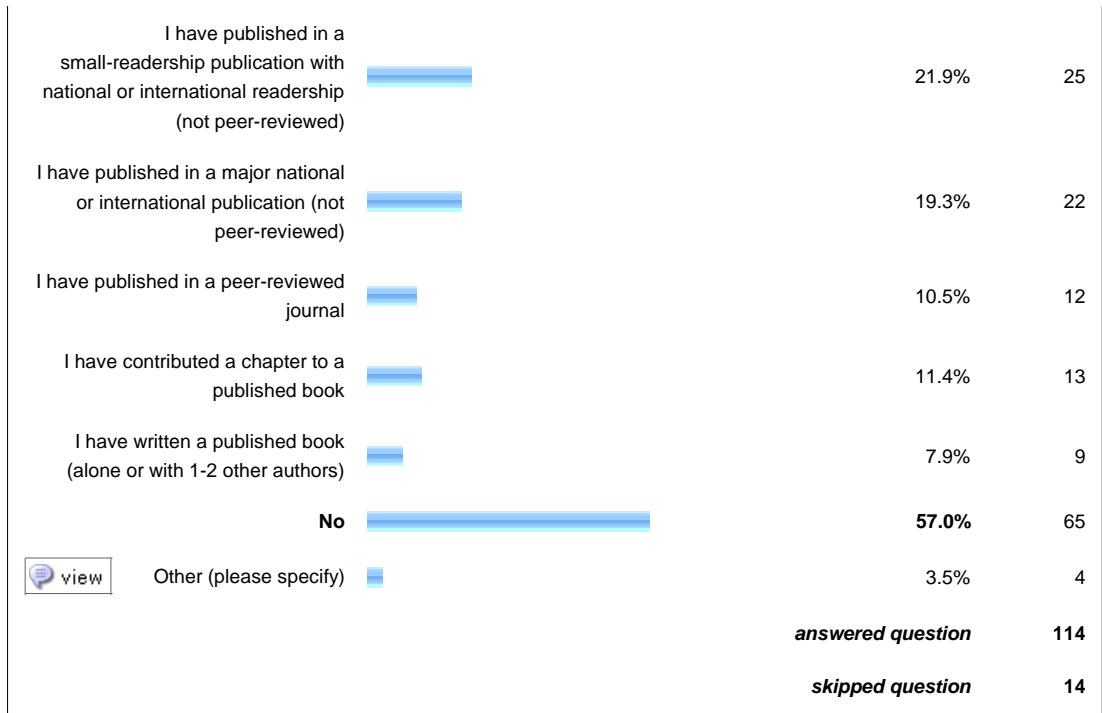
		Response Percent	Response Count
To share ideas with others		74.8%	86
To record ideas for myself / to keep current		34.8%	40
To network / to become part of a community		35.7%	41
To reach out to patrons or clients		31.3%	36
For self-promotion / career advancement / make a name for myself		7.8%	9
To write / to develop my writing skills		20.0%	23
To process ideas / to clarify my thinking on certain issues		24.4%	28
To contribute to the profession		20.9%	24
No one else was writing about my specific topic / to represent the underrepresented		9.6%	11
To vent my frustrations		7.8%	9
Other (please specify)		7.0%	8
answered question			115
skipped question			13

21. Do you receive any revenue from blogging?

		Response Percent	Response Count
Yes, I get paid specifically to blog.		1.8%	2
Yes, I receive ad revenue.		5.3%	6
Yes, I earn revenue from licensing my blog content.		0.0%	0
I earn revenue from more than one of these means.		0.0%	0
No		90.4%	103
Other (please specify)		2.6%	3
answered question			114
skipped question			14

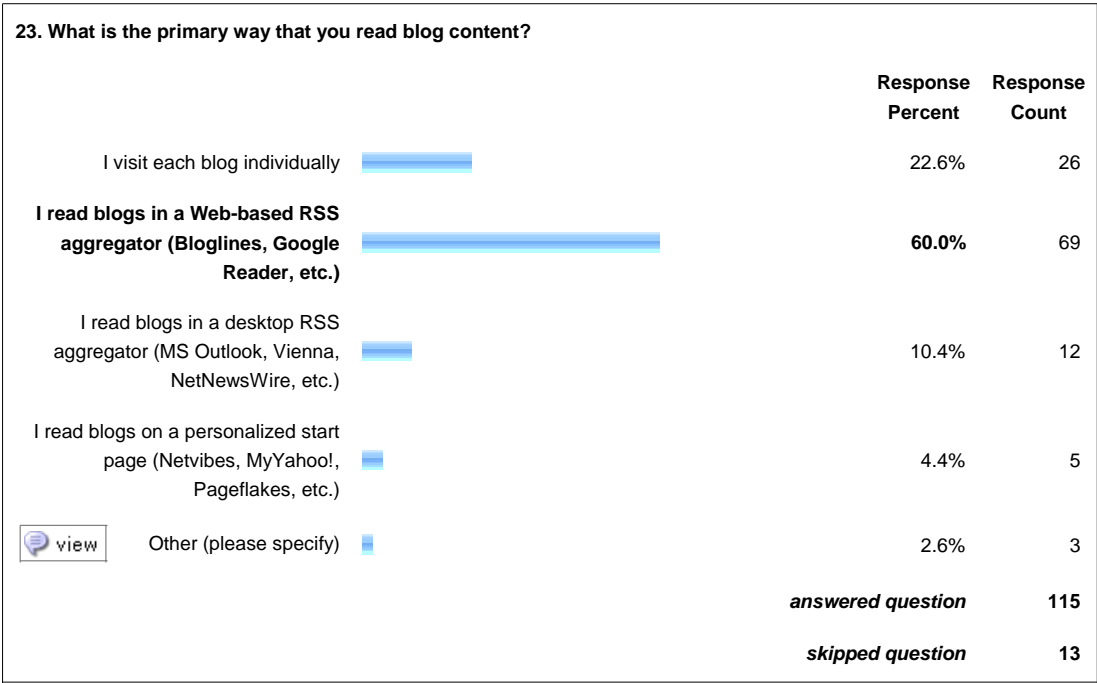
22. In addition to publishing content on your blog, do you publish in the professional literature? (Choose all that apply)

		Response Percent	Response Count
I have published in a local or state publication (not peer-reviewed)		15.8%	18



Show this Page Only

Page: Attitudes and Behaviors



101 to 150		9.7%	11
151 to 200		5.3%	6
more than 200		7.9%	9
answered question			114
skipped question			14

25. What other social networking tools do you use to network with people in the profession (choose all that apply)?

		Response Percent	Response Count
Instant Messaging		42.1%	40
Wikis		51.6%	49
Flickr		56.8%	54
MySpace		17.9%	17
Facebook		35.8%	34
Twitter		15.8%	15
Ning		28.4%	27
LinkedIn		22.1%	21
Other (please specify)		11.6%	11
answered question			95
skipped question			33

26. How would you rate yourself on the following qualities?

	Definitely	Pretty-much	Somewhat	Barely	Not at all	N/A	Rating Average	Response Count
Open to change	56.1% (64)	36.8% (42)	7.0% (8)	0.0% (0)	0.0% (0)	0.0% (0)	1.51	114
Tech-savvy	36.0% (41)	33.3% (38)	28.1% (32)	2.6% (3)	0.0% (0)	0.0% (0)	1.97	114
A leader in innovation at my place of work	26.3% (30)	36.8% (42)	25.4% (29)	7.9% (9)	1.8% (2)	1.8% (2)	2.21	114
Happy at my job	39.5% (45)	36.0% (41)	17.5% (20)	5.3% (6)	0.9% (1)	0.9% (1)	1.91	114
answered question								114
skipped question								14

[Terms of Use](#) [Privacy Statement](#) [Opt Out/Opt In](#) [Contact Us](#)

Copyright ©1999-2007 SurveyMonkey.com. All Rights Reserved.

No portion of this site may be copied without the express written consent of SurveyMonkey.com. 35