



survey title:

2007 Survey of the Biblioblogosphere [Edit Title](#)

[design survey](#)

[collect responses](#)

[analyze results](#)

- [View Summary](#)
- [Browse Responses](#)
- [Filter Responses](#)
- [Download Responses](#)
- [Share Responses](#)



Response Summary

Active Filter: Over 60 [Edit Filter](#) [Unapply Filter](#)

Unfiltered Total: 839

Filtered Total: 22

[Show this Page Only](#)

Page: Introduction

1. What is your gender?

	Response Percent	Response Count
Female	68.2%	15
Male	31.8%	7
Other	0.0%	0
answered question		22
skipped question		0

2. What is your age?

	Response Percent	Response Count
Under 24	0.0%	0
24 to 30	0.0%	0
31 to 40	0.0%	0
41 to 50	0.0%	0
51 to 60	0.0%	0
Over 60	100.0%	22
answered question		22
skipped question		0

3. Where do you live?

	Response Percent	Response Count
Northeastern United States	13.6%	3
Southeastern United States	13.6%	3

Southwestern United States		4.6%	1
California		36.4%	8
Northwestern United States		0.0%	0
Midwestern United States		13.6%	3
Mountain States		0.0%	0
Non-Continental United States		0.0%	0
Eastern Canada		0.0%	0
Western Canada		4.6%	1
Middle of Canada		0.0%	0
Mexico and Central America		9.1%	2
Australia		4.6%	1
South America		0.0%	0
Western Europe and UK		0.0%	0
Eastern Europe		0.0%	0
Asia		0.0%	0
Africa		0.0%	0
Other (please specify)		0.0%	0
		answered question	22
		skipped question	0

4. What sort of area do you live in?


		Response Percent	Response Count
Large Urban Area		31.8%	7
Smaller Urban Area		13.6%	3
Suburban Area Near a Big City		36.4%	8
Suburban Area Not Near a Big City		4.6%	1
Rural Area		13.6%	3
Other (please specify)		0.0%	0
		answered question	22
		skipped question	0

5. Do you have an MLS, MLIS, MSIS, etc.?

		Response Percent	Response Count
Yes		68.2%	15
No		27.3%	6
Am in the process of earning it		4.6%	1

<i>answered question</i>	22
<i>skipped question</i>	0

6. Do you have any other advanced degrees (check all that apply)?


	Response Percent	Response Count
Masters in History	0.0%	0
Masters in English	0.0%	0
Masters in Education	38.9%	7
Masters in Social Work/Counseling/Psychology/etc.	0.0%	0
Masters in Computer Science	0.0%	0
MBA or MPA	5.6%	1
Other Masters	16.7%	3
Doctorate in Library Science	5.6%	1
Juris Doctorate	0.0%	0
Other Doctorate	5.6%	1
No other advanced degrees	27.8%	5
 Other (please specify)	16.7%	3
<i>answered question</i>	18	
<i>skipped question</i>	4	

7. If you have an MLS, at what age did you (or will you) receive your degree in library science/librarianship/etc?

	Response Percent	Response Count
Under 25	20.0%	3
25 to 30	26.7%	4
31 to 40	46.7%	7
41 to 50	0.0%	0
51 to 60	6.7%	1
Over 60	0.0%	0
<i>answered question</i>	15	
<i>skipped question</i>	7	


8. What sort of setting do you work in?

	Response Percent	Response Count
Very Small Public Library (serving 10,000 or fewer)	0.0%	0

Small Public Library (serving 10,001 to 40,000)	0.0%	0
Medium-Sized Public Library (serving 40,001 to 99,999)	0.0%	0
Large Public Library (serving 100,000 and up)	22.7%	5
Small Academic Library (3,000 or fewer students)	9.1%	2
Medium-Sized Academic Library (3,001 to 15,000 students)	4.6%	1
Large Academic Library (more than 15,000 students)	9.1%	2
School Library (K-12)	22.7%	5
Corporate Library	4.6%	1
Government Library/State Library	0.0%	0
Museum/Archive/Historical Society	0.0%	0
Law Library	4.6%	1
Medical/Health Science Library	0.0%	0
Any other Special Library	0.0%	0
Library School	0.0%	0
Library Consortium or System (NSLS, SEFLIN, PALS, etc.)	4.6%	1
Vendor	0.0%	0
I'm not employed	0.0%	0
 Other (please specify)	18.2%	4
answered question		22
skipped question		0


9. What best describes the sort of work you do? Please choose the one that best describes what you do most often in your job. If none come close to fitting, please choose other and list your job title.

	Response Percent	Response Count
General Public Services	0.0%	0
Reference	13.6%	3
Instruction	9.1%	2
Outreach	0.0%	0
Subject Liaison	0.0%	0
Youth Services	0.0%	0
Access Services	0.0%	0
Circulation	4.6%	1
Information Delivery/ILL	0.0%	0





General Tech Services	0.0%	0
Cataloging	0.0%	0
Acquisitions/Collection Development	0.0%	0
Distance Learning	0.0%	0
Web Development	0.0%	0
Systems/IT	9.1%	2
Electronic Resources	0.0%	0
Computer Programming	0.0%	0
Instructional Technologies/Emerging Technologies	4.6%	1
Archivist/Records Manager	0.0%	0
Administrator	13.6%	3
Solo Librarian	18.2%	4
Member Services	0.0%	0
Consultant	4.6%	1
Professor	4.6%	1
Unemployed	0.0%	0
 Other (please specify)	18.2%	4
answered question		22
skipped question		0

10. What point are you at in your career?

	Response Percent	Response Count
Library student	4.6%	1
New grad looking for a job	0.0%	0
Working less than 1 year in the profession	0.0%	0
Working in the profession for 1-3 years	4.6%	1
Working in the profession for 4-6 years	0.0%	0
Working in the profession for 7-10 years	4.6%	1
Working in the profession for 11-15 years	4.6%	1
Working in the profession for 16-20 years	4.6%	1
Working in the profession for more than 20 years	68.2%	15

 view	Other (please specify) 	9.1%	2
		answered question	22
		skipped question	0








11. Does your job require you to manage others?

	Response Percent	Response Count	
Yes, I am the direct supervisor of other professional/non-professional staff members 	45.5%	10	
No 	45.5%	10	
 view Other (please specify) 	9.1%	2	
		answered question	22
		skipped question	0



Show this Page Only

Page: Blog Demographics

12. How long have you had your primary blog?



	Response Percent	Response Count	
Less than 4 months 	15.0%	3	
4-8 months 	15.0%	3	
9 months – 1 year 	15.0%	3	
13 months to 2 years 	25.0%	5	
25 months to 3 years 	15.0%	3	
37 months to 4 years	0.0%	0	
49 months to 5 years 	5.0%	1	
61 months to 6 years	0.0%	0	
73 months to 7 years	0.0%	0	
More than 7 years 	10.0%	2	
		answered question	20
		skipped question	2

13. What software/service do you currently use to publish your primary blog?




	Response Percent	Response Count
Wordpress 	35.0%	7
Moveable Type	0.0%	0
Blogger 	35.0%	7

Typepad		5.0%	1
LiveJournal		0.0%	0
MySpace		0.0%	0
Ning		0.0%	0
Self-designed/custom		0.0%	0
 view Other (please specify)		25.0%	5
answered question			20
skipped question			2



14. Do you blog anonymously?

		Response Percent	Response Count
Yes		20.0%	4
No		80.0%	16
answered question			20
skipped question			2

15. If your primary blog is not sponsored by your place of employment, do people at work know about your blog?

		Response Percent	Response Count
Yes		70.6%	12
No		5.9%	1
Not sure		23.5%	4
answered question			17
skipped question			5

16. Was this your first blog?

		Response Percent	Response Count
Yes		65.0%	13
No		35.0%	7
answered question			20
skipped question			2

17. When did you first start blogging?


		Response Percent	Response Count
1997 or earlier		10.0%	2
1998		0.0%	0

1999	0.0%	0
2000	0.0%	0
2001	0.0%	0
2002	0.0%	0
2003	10.0%	2
2004	15.0%	3
2005	10.0%	2
2006	35.0%	7
2007	20.0%	4
answered question		20
skipped question		2

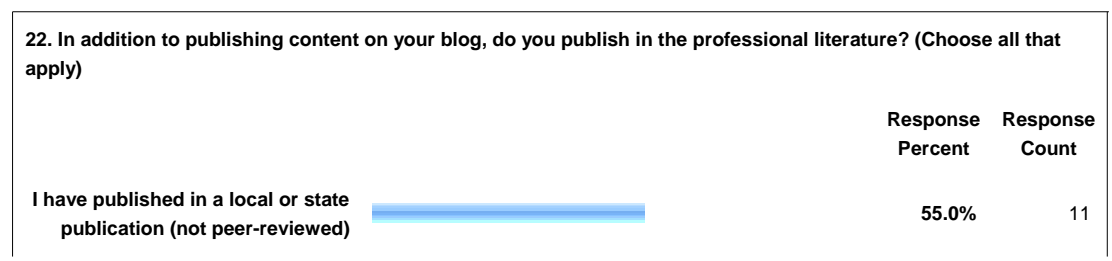
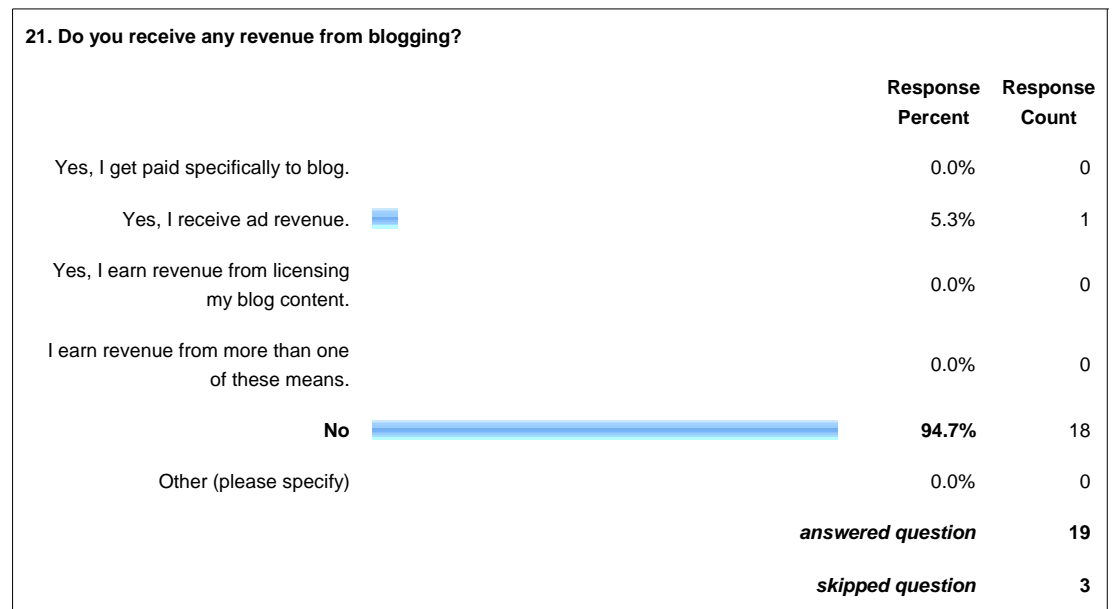
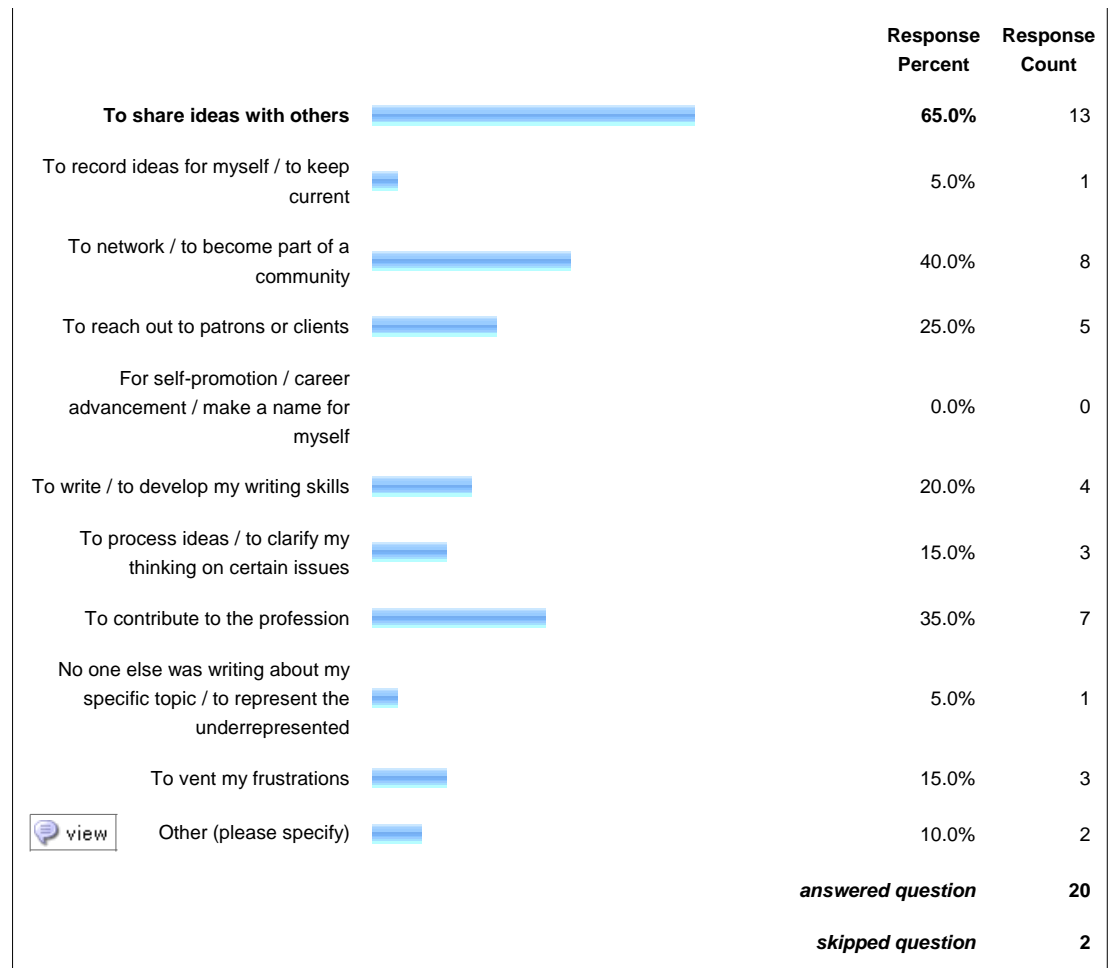
18. Do you contribute to more than one blog?

	Response Percent	Response Count
Yes	50.0%	10
No	50.0%	10
answered question		20
skipped question		2

19. What type of blog(s) do you have? Please choose a single answer for each individual blog you have.

	Response Percent	Response Count
Personal blog (1 author)	45.0%	9
Collaborative personal blog (more than 1 author)	5.0%	1
Professional blog (1 author)	40.0%	8
Collaborative professional blog (more than 1 author)	10.0%	2
Internal staff blog	10.0%	2
Official library blog for patrons	20.0%	4
Official library blog for librarians (ALA TechSource Blog, PLA Blog, LITA Blog, etc.)	10.0%	2
 Other (please specify)	10.0%	2
answered question		20
skipped question		2

20. Please choose the top three reasons why you blog.



I have published in a small-readership publication with national or international readership (not peer-reviewed)		25.0%	5
I have published in a major national or international publication (not peer-reviewed)		45.0%	9
I have published in a peer-reviewed journal		25.0%	5
I have contributed a chapter to a published book		35.0%	7
I have written a published book (alone or with 1-2 other authors)		25.0%	5
No		25.0%	5
Other (please specify)		15.0%	3
answered question			20
skipped question			2

Show this Page Only



Page: Attitudes and Behaviors

23. What is the primary way that you read blog content?











	Response Percent	Response Count
I visit each blog individually	22.2%	4
I read blogs in a Web-based RSS aggregator (Bloglines, Google Reader, etc.)	61.1%	11
I read blogs in a desktop RSS aggregator (MS Outlook, Vienna, NetNewsWire, etc.)	5.6%	1
I read blogs on a personalized start page (Netvibes, MyYahoo!, Pageflakes, etc.)	5.6%	1
Other (please specify)	5.6%	1
answered question		18
skipped question		4

24. How many blogs are you subscribed to (or if you don't subscribe, how many do you follow)?

	Response Percent	Response Count
Less than 15	33.3%	6
16 to 40	38.9%	7
41 to 75	5.6%	1
76 to 100	0.0%	0

101 to 150		0.0%	0
151 to 200		11.1%	2
more than 200		11.1%	2
answered question			18
skipped question			4

25. What other social networking tools do you use to network with people in the profession (choose all that apply)?

		Response Percent	Response Count
Instant Messaging		30.8%	4
Wikis		69.2%	9
Flickr		23.1%	3
MySpace		15.4%	2
Facebook		38.5%	5
Twitter		15.4%	2
Ning		38.5%	5
LinkedIn		23.1%	3
 Other (please specify)		15.4%	2
answered question			13
skipped question			9

26. How would you rate yourself on the following qualities?

	Definitely	Pretty-much	Somewhat	Barely	Not at all	N/A	Rating Average	Response Count
Open to change	61.1% (11)	27.8% (5)	11.1% (2)	0.0% (0)	0.0% (0)	0.0% (0)	1.50	18
Tech-savvy	16.7% (3)	38.9% (7)	33.3% (6)	11.1% (2)	0.0% (0)	0.0% (0)	2.39	18
A leader in innovation at my place of work	27.8% (5)	27.8% (5)	33.3% (6)	0.0% (0)	5.6% (1)	5.6% (1)	2.24	18
Happy at my job	38.9% (7)	16.7% (3)	16.7% (3)	27.8% (5)	0.0% (0)	0.0% (0)	2.33	18
answered question								18
skipped question								4

[Terms of Use](#) [Privacy Statement](#) [Opt Out/Opt In](#) [Contact Us](#)

Copyright ©1999-2007 SurveyMonkey.com. All Rights Reserved.

No portion of this site may be copied without the express written consent of SurveyMonkey.com. 35