



survey title:

2007 Survey of the Biblioblogosphere [Edit Title](#)

[design survey](#)

[collect responses](#)

[analyze results](#)

- [View Summary](#)
- [Browse Responses](#)
- [Filter Responses](#)
- [Download Responses](#)
- [Share Responses](#)



Response Summary

Active Filter: Public [Edit Filter](#) [Unapply Filter](#)

Unfiltered Total: 839

Filtered Total: 246

[Show this Page Only](#)

Page: Introduction

1. What is your gender?

		Response Percent	Response Count
Female		69.9%	172
Male		29.7%	73
Other		0.4%	1
answered question			246
skipped question			0

2. What is your age?

		Response Percent	Response Count
Under 24		1.6%	4
24 to 30		22.8%	56
31 to 40		35.4%	87
41 to 50		25.2%	62
51 to 60		13.0%	32
Over 60		2.0%	5
answered question			246
skipped question			0

3. Where do you live?

		Response Percent	Response Count
Northeastern United States		20.3%	50
Southeastern United States		13.4%	33

Southwestern United States		8.9%	22
California		5.3%	13
Northwestern United States		4.9%	12
Midwestern United States		23.6%	58
Mountain States		2.9%	7
Non-Continental United States		0.0%	0
Eastern Canada		0.8%	2
Western Canada		1.6%	4
Middle of Canada		1.2%	3
Mexico and Central America		0.4%	1
Australia		5.7%	14
South America		0.4%	1
Western Europe and UK		6.1%	15
Eastern Europe		0.8%	2
Asia		0.8%	2
Africa		0.0%	0
Other (please specify)		2.9%	7
		answered question	246
		skipped question	0

4. What sort of area do you live in?


		Response Percent	Response Count
Large Urban Area		29.8%	73
Smaller Urban Area		23.7%	58
Suburban Area Near a Big City		25.7%	63
Suburban Area Not Near a Big City		8.2%	20
Rural Area		11.4%	28
Other (please specify)		1.2%	3
		answered question	245
		skipped question	1

5. Do you have an MLS, MLIS, MSIS, etc.?

		Response Percent	Response Count
Yes		65.5%	161
No		19.1%	47
Am in the process of earning it		15.5%	38

<i>answered question</i>	246
<i>skipped question</i>	0

6. Do you have any other advanced degrees (check all that apply)?

	Response Percent	Response Count
Masters in History	2.7%	5
Masters in English	2.7%	5
Masters in Education	1.6%	3
Masters in Social Work/Counseling/Psychology/etc.	1.6%	3
Masters in Computer Science	0.5%	1
MBA or MPA	2.7%	5
Other Masters	7.5%	14
Doctorate in Library Science	0.5%	1
Juris Doctorate	0.5%	1
Other Doctorate	1.1%	2
No other advanced degrees	76.6%	144
 Other (please specify)	3.7%	7
<i>answered question</i>	188	
<i>skipped question</i>	58	

7. If you have an MLS, at what age did you (or will you) receive your degree in library science/librarianship/etc?

	Response Percent	Response Count
Under 25	21.5%	41
25 to 30	35.6%	68
31 to 40	26.2%	50
41 to 50	15.2%	29
51 to 60	1.6%	3
Over 60	0.0%	0
<i>answered question</i>	191	
<i>skipped question</i>	55	

8. What sort of setting do you work in?

	Response Percent	Response Count
Very Small Public Library (serving 10,000 or fewer)	6.9%	17

Small Public Library (serving 10,001 to 40,000)		21.1%	52
Medium-Sized Public Library (serving 40,001 to 99,999)		25.6%	63
Large Public Library (serving 100,000 and up)		46.3%	114
Small Academic Library (3,000 or fewer students)		0.0%	0
Medium-Sized Academic Library (3,001 to 15,000 students)		0.0%	0
Large Academic Library (more than 15,000 students)		0.0%	0
School Library (K-12)		0.0%	0
Corporate Library		0.0%	0
Government Library/State Library		0.0%	0
Museum/Archive/Historical Society		0.0%	0
Law Library		0.0%	0
Medical/Health Science Library		0.0%	0
Any other Special Library		0.0%	0
Library School		0.0%	0
Library Consortium or System (NSLS, SEFLIN, PALS, etc.)		0.0%	0
Vendor		0.0%	0
I'm not employed		0.0%	0
Other (please specify)		0.0%	0
		answered question	246
		skipped question	0

9. What best describes the sort of work you do? Please choose the one that best describes what you do most often in your job. If none come close to fitting, please choose other and list your job title.

		Response Percent	Response Count
General Public Services		13.8%	34
Reference		23.6%	58
Instruction		0.8%	2
Outreach		1.2%	3
Subject Liaison		0.0%	0
Youth Services		14.2%	35
Access Services		0.4%	1
Circulation		1.6%	4
Information Delivery/ILL		0.4%	1





General Tech Services		1.2%	3
Cataloging		3.3%	8
Acquisitions/Collection Development		2.9%	7
Distance Learning		0.0%	0
Web Development		6.5%	16
Systems/IT		5.7%	14
Electronic Resources		3.3%	8
Computer Programming		0.0%	0
Instructional Technologies/Emerging Technologies		3.7%	9
Archivist/Records Manager		0.0%	0
Administrator		8.5%	21
Solo Librarian		0.4%	1
Member Services		0.0%	0
Consultant		0.0%	0
Professor		0.0%	0
Unemployed		0.0%	0
Other (please specify)		8.5%	21
		answered question	246
		skipped question	0

10. What point are you at in your career?

		Response Percent	Response Count
Library student		7.3%	18
New grad looking for a job		2.4%	6
Working less than 1 year in the profession		6.9%	17
Working in the profession for 1-3 years		16.3%	40
Working in the profession for 4-6 years		16.3%	40
Working in the profession for 7-10 years		15.5%	38
Working in the profession for 11-15 years		13.4%	33
Working in the profession for 16-20 years		6.9%	17
Working in the profession for more than 20 years		12.6%	31

 view	Other (please specify) 	2.4%	6
		answered question	246
		skipped question	0










11. Does your job require you to manage others?

	Response Percent	Response Count	
Yes, I am the direct supervisor of other professional/non-professional staff members 	41.9%	103	
No 	51.6%	127	
 view Other (please specify) 	6.5%	16	
		answered question	246
		skipped question	0




Show this Page Only

Page: Blog Demographics

12. How long have you had your primary blog?



	Response Percent	Response Count	
Less than 4 months 	16.2%	37	
4-8 months 	15.8%	36	
9 months – 1 year 	17.5%	40	
13 months to 2 years 	24.6%	56	
25 months to 3 years 	12.3%	28	
37 months to 4 years 	7.9%	18	
49 months to 5 years 	1.8%	4	
61 months to 6 years 	1.8%	4	
73 months to 7 years	0.9%	2	
More than 7 years 	1.3%	3	
		answered question	228
		skipped question	18

13. What software/service do you currently use to publish your primary blog?




	Response Percent	Response Count
Wordpress 	28.2%	64
Moveable Type 	1.3%	3
Blogger 	55.5%	126

Typepad		1.8%	4
LiveJournal		4.0%	9
MySpace		4.0%	9
Ning		0.0%	0
Self-designed/custom		1.3%	3
 view Other (please specify)		4.0%	9
answered question			227
skipped question			19



14. Do you blog anonymously?

		Response Percent	Response Count
Yes		30.3%	69
No		69.7%	159
answered question			228
skipped question			18

15. If your primary blog is not sponsored by your place of employment, do people at work know about your blog?

		Response Percent	Response Count
Yes		64.0%	126
No		19.3%	38
Not sure		16.8%	33
answered question			197
skipped question			49

16. Was this your first blog?

		Response Percent	Response Count
Yes		66.2%	151
No		33.8%	77
answered question			228
skipped question			18

17. When did you first start blogging?

		Response Percent	Response Count
1997 or earlier		2.2%	5
1998		0.4%	1

1999		2.2%	5
2000		1.8%	4
2001		5.7%	13
2002		5.7%	13
2003		7.5%	17
2004		10.5%	24
2005		18.4%	42
2006		24.6%	56
2007		21.1%	48
		answered question	228
		skipped question	18

18. Do you contribute to more than one blog?

		Response Percent	Response Count
Yes		64.0%	146
No		36.0%	82
		answered question	228
		skipped question	18

19. What type of blog(s) do you have? Please choose a single answer for each individual blog you have.

		Response Percent	Response Count
Personal blog (1 author)		69.3%	158
Collaborative personal blog (more than 1 author)		12.3%	28
Professional blog (1 author)		26.8%	61
Collaborative professional blog (more than 1 author)		20.6%	47
Internal staff blog		16.2%	37
Official library blog for patrons		28.1%	64
Official library blog for librarians (ALA TechSource Blog, PLA Blog, LITA Blog, etc.)		2.2%	5
Other (please specify)		7.9%	18
		answered question	228
		skipped question	18

20. Please choose the top three reasons why you blog.

		Response Percent	Response Count
To share ideas with others		69.3%	158
To record ideas for myself / to keep current		41.2%	94
To network / to become part of a community		38.6%	88
To reach out to patrons or clients		26.3%	60
For self-promotion / career advancement / make a name for myself		8.8%	20
To write / to develop my writing skills		24.6%	56
To process ideas / to clarify my thinking on certain issues		27.6%	63
To contribute to the profession		18.0%	41
No one else was writing about my specific topic / to represent the underrepresented		4.4%	10
To vent my frustrations		10.5%	24
Other (please specify)		8.3%	19
answered question			228
skipped question			18

21. Do you receive any revenue from blogging?

		Response Percent	Response Count
Yes, I get paid specifically to blog.		0.9%	2
Yes, I receive ad revenue.		1.3%	3
Yes, I earn revenue from licensing my blog content.		0.0%	0
I earn revenue from more than one of these means.		0.0%	0
No		95.6%	218
Other (please specify)		2.2%	5
answered question			228
skipped question			18

22. In addition to publishing content on your blog, do you publish in the professional literature? (Choose all that apply)

		Response Percent	Response Count
I have published in a local or state publication (not peer-reviewed)		14.1%	32

I have published in a small-readership publication with national or international readership (not peer-reviewed)		11.0%	25
I have published in a major national or international publication (not peer-reviewed)		9.3%	21
I have published in a peer-reviewed journal		7.5%	17
I have contributed a chapter to a published book		6.6%	15
I have written a published book (alone or with 1-2 other authors)		1.8%	4
No		67.8%	154
Other (please specify)		5.7%	13
		answered question	227
		skipped question	19

Show this Page Only

Page: Attitudes and Behaviors

23. What is the primary way that you read blog content?

	Response Percent	Response Count	
I visit each blog individually		22.0% 50	
I read blogs in a Web-based RSS aggregator (Bloglines, Google Reader, etc.)		65.2% 148	
I read blogs in a desktop RSS aggregator (MS Outlook, Vienna, NetNewsWire, etc.)		5.3% 12	
I read blogs on a personalized start page (Netvibes, MyYahoo!, Pageflakes, etc.)		6.2% 14	
Other (please specify)		1.3% 3	
		answered question	227
		skipped question	19

24. How many blogs are you subscribed to (or if you don't subscribe, how many do you follow)?

	Response Percent	Response Count
Less than 15		29.5% 67
16 to 40		25.6% 58
41 to 75		16.7% 38
76 to 100		7.1% 16

101 to 150		10.6%	24
151 to 200		3.1%	7
more than 200		7.5%	17
answered question			227
skipped question			19

25. What other social networking tools do you use to network with people in the profession (choose all that apply)?

	Response Percent	Response Count
Instant Messaging	51.6%	99
Wikis	50.0%	96
Flickr	53.7%	103
MySpace	34.9%	67
Facebook	41.2%	79
Twitter	18.2%	35
Ning	27.6%	53
LinkedIn	21.9%	42
Other (please specify)	13.0%	25
answered question		192
skipped question		54

26. How would you rate yourself on the following qualities?

	Definitely	Pretty-much	Somewhat	Barely	Not at all	N/A	Rating Average	Response Count
Open to change	64.3% (146)	30.8% (70)	4.8% (11)	0.0% (0)	0.0% (0)	0.0% (0)	1.41	227
Tech-savvy	30.4% (69)	45.4% (103)	22.5% (51)	1.8% (4)	0.0% (0)	0.0% (0)	1.96	227
A leader in innovation at my place of work	34.4% (78)	35.2% (80)	25.1% (57)	4.4% (10)	0.4% (1)	0.4% (1)	2.01	227
Happy at my job	34.4% (78)	36.1% (82)	19.8% (45)	7.9% (18)	1.8% (4)	0.0% (0)	2.07	227
answered question								227
skipped question								19

[Terms of Use](#) [Privacy Statement](#) [Opt Out/Opt In](#) [Contact Us](#)

Copyright ©1999-2007 SurveyMonkey.com. All Rights Reserved.

No portion of this site may be copied without the express written consent of SurveyMonkey.com. 35