



survey title:

2007 Survey of the Biblioblogosphere [Edit Title](#)

[design survey](#)

[collect responses](#)

[analyze results](#)

- [View Summary](#)
- [Browse Responses](#)
- [Filter Responses](#)
- [Download Responses](#)
- [Share Responses](#)



Response Summary

Active Filter: solo librarian [Edit Filter](#) [Unapply Filter](#)

Unfiltered Total: 839

Filtered Total: 49

[Show this Page Only](#)

Page: Introduction

1. What is your gender?

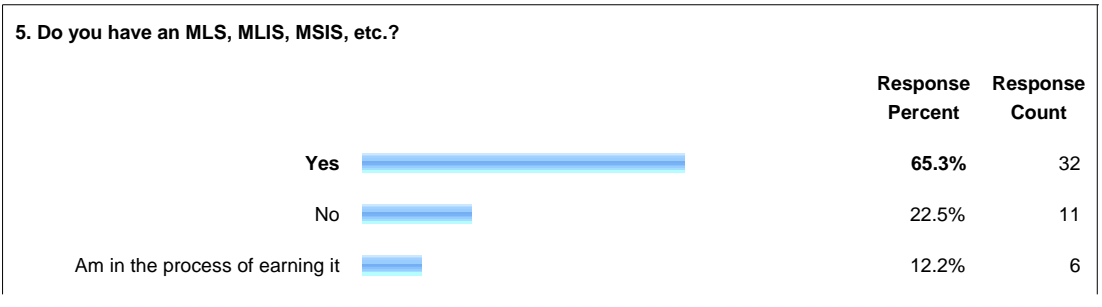
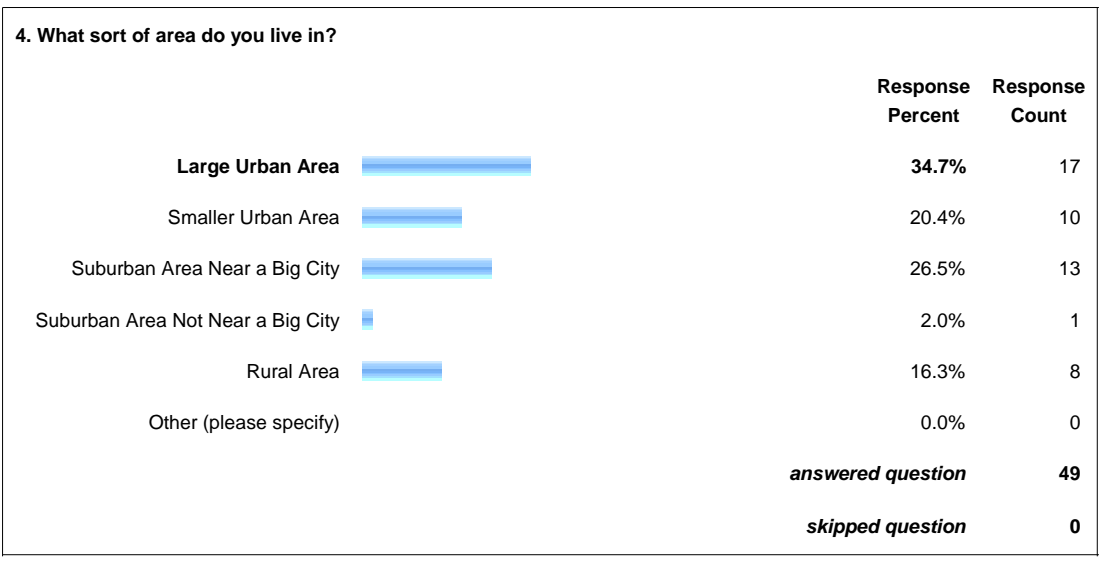
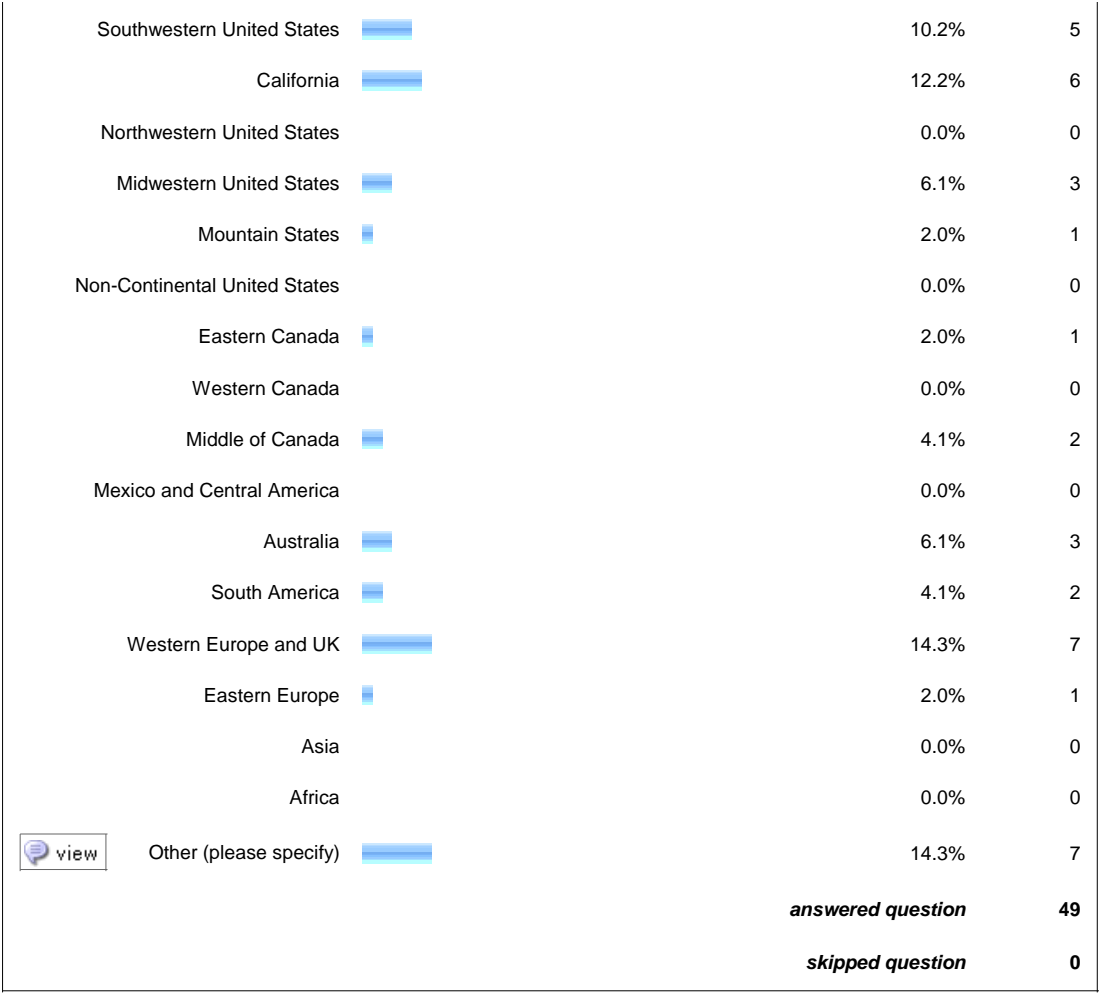
		Response Percent	Response Count
Female		73.5%	36
Male		26.5%	13
Other		0.0%	0
answered question			49
skipped question			0

2. What is your age?

		Response Percent	Response Count
Under 24		0.0%	0
24 to 30		14.3%	7
31 to 40		32.7%	16
41 to 50		24.5%	12
51 to 60		20.4%	10
Over 60		8.2%	4
answered question			49
skipped question			0

3. Where do you live?


		Response Percent	Response Count
Northeastern United States		18.4%	9
Southeastern United States		4.1%	2



answered question 49

skipped question 0

6. Do you have any other advanced degrees (check all that apply)?

	Response Percent	Response Count
Masters in History	2.5%	1
Masters in English	2.5%	1
Masters in Education	20.0%	8
Masters in Social Work/Counseling/Psychology/etc.	2.5%	1
Masters in Computer Science	0.0%	0
MBA or MPA	2.5%	1
Other Masters	7.5%	3
Doctorate in Library Science	0.0%	0
Juris Doctorate	0.0%	0
Other Doctorate	0.0%	0
No other advanced degrees	55.0%	22
 Other (please specify)	10.0%	4
answered question		40
skipped question		9

7. If you have an MLS, at what age did you (or will you) receive your degree in library science/librarianship/etc?

	Response Percent	Response Count
Under 25	5.6%	2
25 to 30	41.7%	15
31 to 40	36.1%	13
41 to 50	16.7%	6
51 to 60	0.0%	0
Over 60	0.0%	0
answered question		36
skipped question		13

8. What sort of setting do you work in?

	Response Percent	Response Count
Very Small Public Library (serving 10,000 or fewer)	2.0%	1


Small Public Library (serving 10,001 to 40,000)	0.0%	0
Medium-Sized Public Library (serving 40,0001 to 99,999)	0.0%	0
Large Public Library (serving 100,000 and up)	0.0%	0
Small Academic Library (3,000 or fewer students)	8.2%	4
Medium-Sized Academic Library (3,001 to 15,000 students)	0.0%	0
Large Academic Library (more than 15,000 students)	4.1%	2
School Library (K-12)	44.9%	22
Corporate Library	8.2%	4
Government Library/State Library	4.1%	2
Museum/Archive/Historical Society	4.1%	2
Law Library	8.2%	4
Medical/Health Science Library	6.1%	3
Any other Special Library	8.2%	4
Library School	0.0%	0
Library Consortium or System (NSLS, SEFLIN, PALS, etc.)	0.0%	0
Vendor	2.0%	1
I'm not employed	0.0%	0
Other (please specify)	0.0%	0
	answered question	49
	skipped question	0

9. What best describes the sort of work you do? Please choose the one that best describes what you do most often in your job. If none come close to fitting, please choose other and list your job title.

	Response Percent	Response Count
General Public Services	0.0%	0
Reference	0.0%	0
Instruction	0.0%	0
Outreach	0.0%	0
Subject Liaison	0.0%	0
Youth Services	0.0%	0
Access Services	0.0%	0
Circulation	0.0%	0
Information Delivery/ILL	0.0%	0

General Tech Services	0.0%	0
Cataloging	0.0%	0
Acquisitions/Collection Development	0.0%	0
Distance Learning	0.0%	0
Web Development	0.0%	0
Systems/IT	0.0%	0
Electronic Resources	0.0%	0
Computer Programming	0.0%	0
Instructional Technologies/Emerging Technologies	0.0%	0
Archivist/Records Manager	0.0%	0
Administrator	0.0%	0
Solo Librarian	100.0%	49
Member Services	0.0%	0
Consultant	0.0%	0
Professor	0.0%	0
Unemployed	0.0%	0
Other (please specify)	0.0%	0
answered question		49
skipped question		0

10. What point are you at in your career?

	Response Percent	Response Count
Library student	0.0%	0
New grad looking for a job	4.1%	2
Working less than 1 year in the profession	2.0%	1
Working in the profession for 1-3 years	8.2%	4
Working in the profession for 4-6 years	20.4%	10
Working in the profession for 7-10 years	12.2%	6
Working in the profession for 11-15 years	14.3%	7
Working in the profession for 16-20 years	6.1%	3
Working in the profession for more than 20 years	26.5%	13
 Other (please specify)	6.1%	3

answered question **49**

skipped question **0**

11. Does your job require you to manage others?

	Response Percent	Response Count
Yes, I am the direct supervisor of other professional/non-professional staff members	42.9%	21
No	49.0%	24
 Other (please specify)	8.2%	4
<i>answered question</i>		49
<i>skipped question</i>		0

Show this Page Only

Page: Blog Demographics

12. How long have you had your primary blog?

	Response Percent	Response Count
Less than 4 months	26.1%	12
4-8 months	13.0%	6
9 months – 1 year	13.0%	6
13 months to 2 years	21.7%	10
25 months to 3 years	15.2%	7
37 months to 4 years	6.5%	3
49 months to 5 years	0.0%	0
61 months to 6 years	2.2%	1
73 months to 7 years	2.2%	1
More than 7 years	0.0%	0
<i>answered question</i>		46
<i>skipped question</i>		3

13. What software/service do you currently use to publish your primary blog?

	Response Percent	Response Count
Wordpress	26.1%	12
Moveable Type	0.0%	0
Blogger	58.7%	27
Typepad	2.2%	1

LiveJournal	0.0%	0
MySpace	2.2%	1
Ning	2.2%	1
Self-designed/custom	0.0%	0
 Other (please specify)	8.7%	4
answered question		46
skipped question		3

14. Do you blog anonymously?

	Response Percent	Response Count
Yes	26.1%	12
No	73.9%	34
answered question		46
skipped question		3

15. If your primary blog is not sponsored by your place of employment, do people at work know about your blog?

	Response Percent	Response Count
Yes	47.7%	21
No	31.8%	14
Not sure	20.5%	9
answered question		44
skipped question		5

16. Was this your first blog?

	Response Percent	Response Count
Yes	65.2%	30
No	34.8%	16
answered question		46
skipped question		3

17. When did you first start blogging?

	Response Percent	Response Count
1997 or earlier	2.2%	1
1998	0.0%	0
1999	0.0%	0

2000		0.0%	0
2001		6.5%	3
2002		4.4%	2
2003		10.9%	5
2004		13.0%	6
2005		10.9%	5
2006		28.3%	13
2007		23.9%	11
answered question			46
skipped question			3

18. Do you contribute to more than one blog?

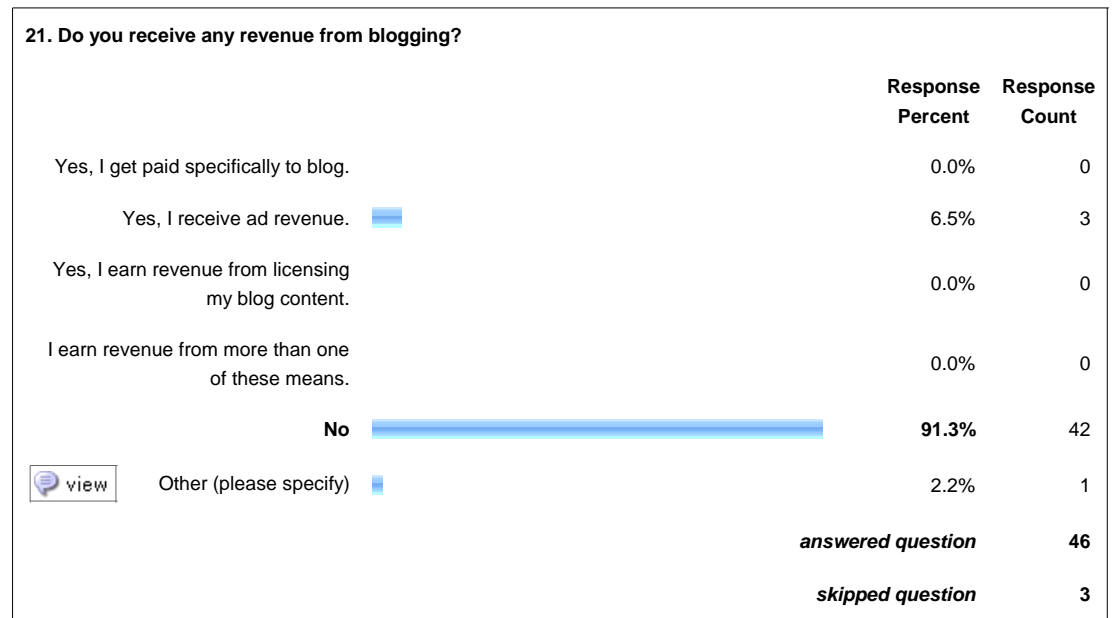
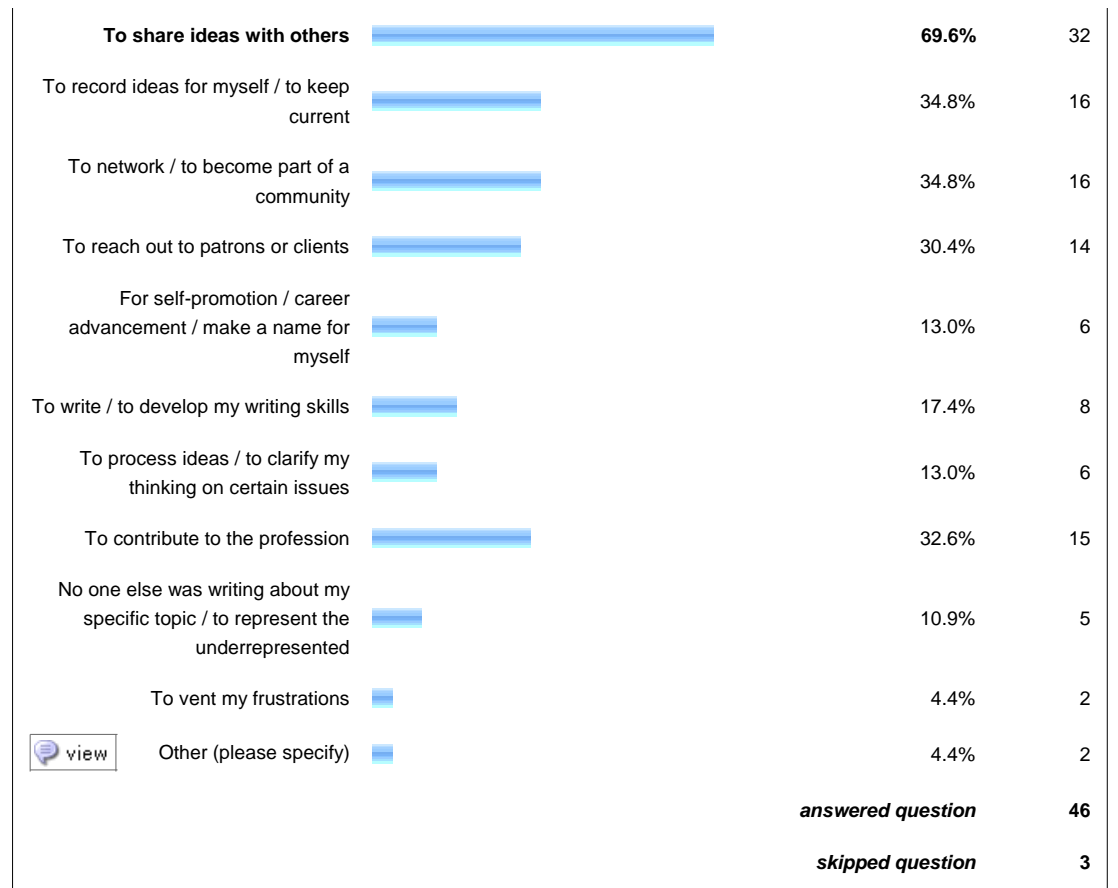
		Response Percent	Response Count
Yes		71.7%	33
No		28.3%	13
answered question			46
skipped question			3

19. What type of blog(s) do you have? Please choose a single answer for each individual blog you have.

		Response Percent	Response Count
Personal blog (1 author)		54.4%	25
Collaborative personal blog (more than 1 author)		4.4%	2
Professional blog (1 author)		56.5%	26
Collaborative professional blog (more than 1 author)		15.2%	7
Internal staff blog		2.2%	1
Official library blog for patrons		26.1%	12
Official library blog for librarians (ALA TechSource Blog, PLA Blog, LITA Blog, etc.)		2.2%	1
Other (please specify)		4.4%	2
answered question			46
skipped question			3

20. Please choose the top three reasons why you blog.

Response Percent Response Count



I have published in a small-readership publication with national or international readership (not peer-reviewed)		17.4%	8
I have published in a major national or international publication (not peer-reviewed)		15.2%	7
I have published in a peer-reviewed journal		10.9%	5
I have contributed a chapter to a published book		13.0%	6
I have written a published book (alone or with 1-2 other authors)		6.5%	3
No		58.7%	27
Other (please specify)		2.2%	1
answered question			46
skipped question			3

Show this Page Only



Page: Attitudes and Behaviors

23. What is the primary way that you read blog content?











	Response Percent	Response Count
I visit each blog individually		26.7% 12
I read blogs in a Web-based RSS aggregator (Bloglines, Google Reader, etc.)		64.4% 29
I read blogs in a desktop RSS aggregator (MS Outlook, Vienna, NetNewsWire, etc.)		8.9% 4
I read blogs on a personalized start page (Netvibes, MyYahoo!, Pageflakes, etc.)	0.0%	0
Other (please specify)	0.0%	0
answered question		45
skipped question		4

24. How many blogs are you subscribed to (or if you don't subscribe, how many do you follow)?

	Response Percent	Response Count
Less than 15		37.8% 17
16 to 40		24.4% 11
41 to 75		8.9% 4
76 to 100		8.9% 4

101 to 150		11.1%	5
151 to 200		4.4%	2
more than 200		4.4%	2
answered question			45
skipped question			4

25. What other social networking tools do you use to network with people in the profession (choose all that apply)?

		Response Percent	Response Count
Instant Messaging		55.0%	22
Wikis		62.5%	25
Flickr		52.5%	21
MySpace		22.5%	9
Facebook		42.5%	17
Twitter		17.5%	7
Ning		42.5%	17
LinkedIN		32.5%	13
 Other (please specify)		20.0%	8
answered question			40
skipped question			9

26. How would you rate yourself on the following qualities?

	Definitely	Pretty-much	Somewhat	Barely	Not at all	N/A	Rating Average	Response Count
Open to change	62.2% (28)	28.9% (13)	8.9% (4)	0.0% (0)	0.0% (0)	0.0% (0)	1.47	45
Tech-savvy	36.4% (16)	38.6% (17)	22.7% (10)	2.3% (1)	0.0% (0)	0.0% (0)	1.91	44
A leader in innovation at my place of work	36.4% (16)	36.4% (16)	20.5% (9)	2.3% (1)	4.5% (2)	0.0% (0)	2.02	44
Happy at my job	40.9% (18)	36.4% (16)	15.9% (7)	4.5% (2)	2.3% (1)	0.0% (0)	1.91	44
answered question								45
skipped question								4

[Terms of Use](#) [Privacy Statement](#) [Opt Out/Opt In](#) [Contact Us](#)

Copyright ©1999-2007 SurveyMonkey.com. All Rights Reserved.

No portion of this site may be copied without the express written consent of SurveyMonkey.com. 35