



survey title:

2007 Survey of the Biblioblogosphere [Edit Title](#)

[design survey](#)

[collect responses](#)

[analyze results](#)

- [View Summary](#)
- [Browse Responses](#)
- [Filter Responses](#)
- [Download Responses](#)
- [Share Responses](#)



Response Summary

Active Filter: Unhappy at job [Edit Filter](#) [Unapply Filter](#)

Unfiltered Total: 839

Filtered Total: 196

[Show this Page Only](#)

Page: Introduction

1. What is your gender?

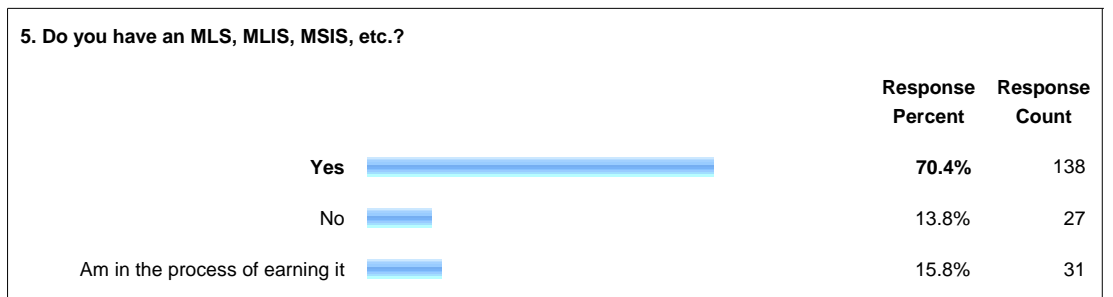
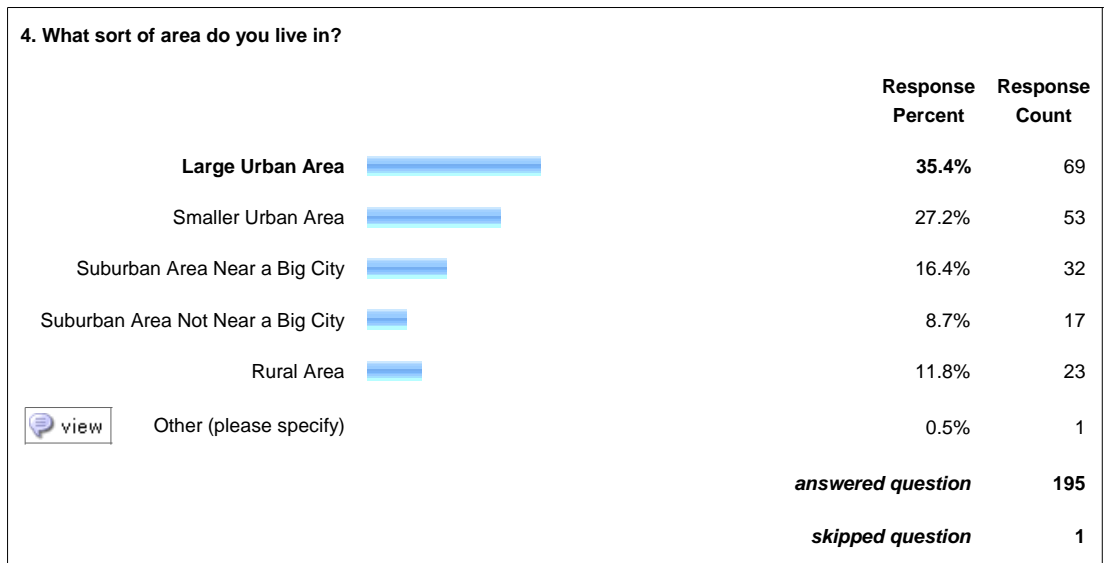
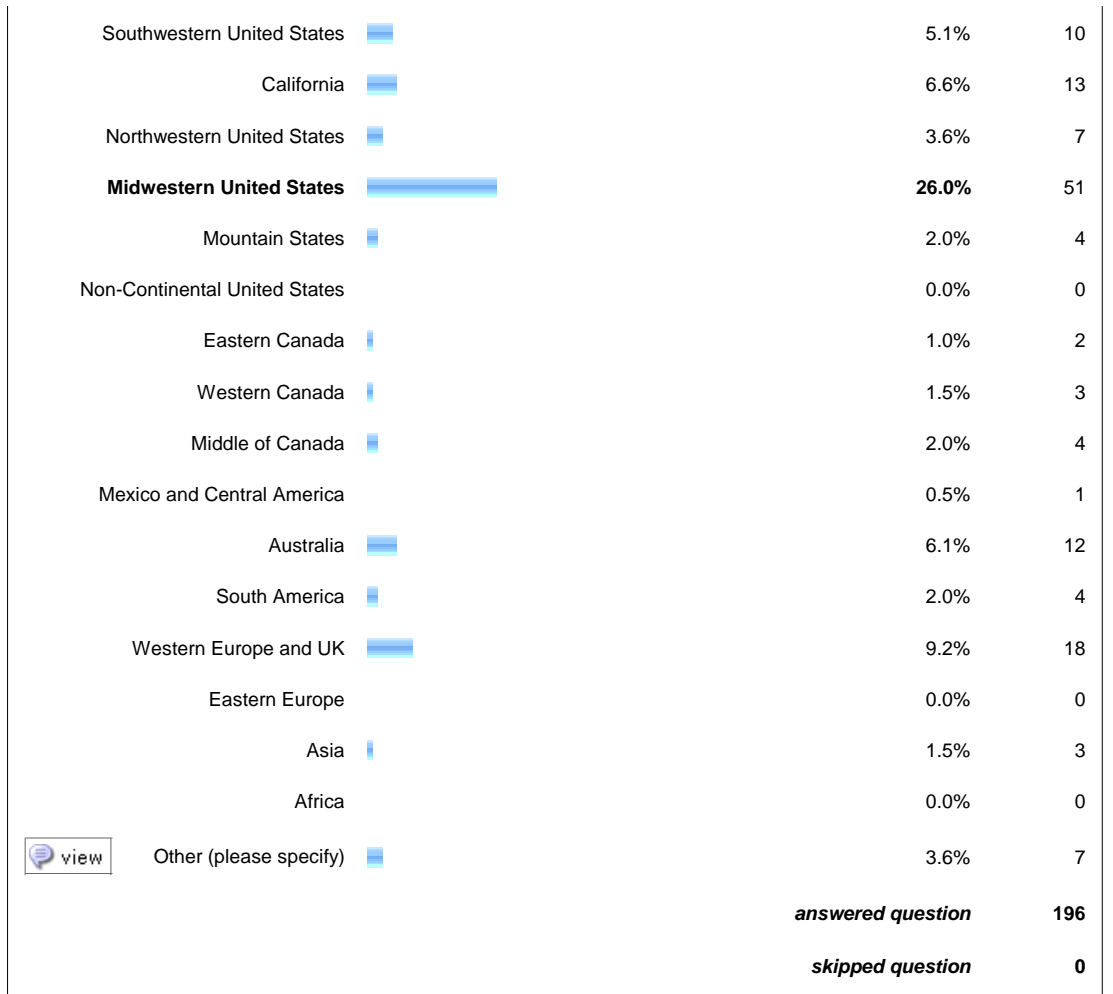
	Response Percent	Response Count
Female	61.7%	121
Male	37.8%	74
Other	0.5%	1
answered question		196
skipped question		0

2. What is your age?

	Response Percent	Response Count
Under 24	2.0%	4
24 to 30	30.1%	59
31 to 40	39.8%	78
41 to 50	15.3%	30
51 to 60	8.7%	17
Over 60	4.1%	8
answered question		196
skipped question		0


3. Where do you live?

	Response Percent	Response Count
Northeastern United States	18.4%	36
Southeastern United States	10.7%	21



<i>answered question</i>	196
<i>skipped question</i>	0

6. Do you have any other advanced degrees (check all that apply)?

	Response Percent	Response Count
Masters in History	2.7%	4
Masters in English	6.0%	9
Masters in Education	4.0%	6
Masters in Social Work/Counseling/Psychology/etc.	1.3%	2
Masters in Computer Science	0.0%	0
MBA or MPA	0.7%	1
Other Masters	6.0%	9
Doctorate in Library Science	0.7%	1
Juris Doctorate	0.7%	1
Other Doctorate	1.3%	2
No other advanced degrees	72.2%	109
 Other (please specify)	7.3%	11
<i>answered question</i>	151	
<i>skipped question</i>	45	

7. If you have an MLS, at what age did you (or will you) receive your degree in library science/librarianship/etc?

	Response Percent	Response Count
Under 25	19.4%	31
25 to 30	46.3%	74
31 to 40	23.8%	38
41 to 50	10.0%	16
51 to 60	0.6%	1
Over 60	0.0%	0
<i>answered question</i>	160	
<i>skipped question</i>	36	

8. What sort of setting do you work in?

	Response Percent	Response Count
Very Small Public Library (serving 10,000 or fewer)	1.0%	2

Small Public Library (serving 10,001 to 40,000)		6.6%	13
Medium-Sized Public Library (serving 40,001 to 99,999)		8.2%	16
Large Public Library (serving 100,000 and up)		18.4%	36
Small Academic Library (3,000 or fewer students)		5.6%	11
Medium-Sized Academic Library (3,001 to 15,000 students)		16.3%	32
Large Academic Library (more than 15,000 students)		14.3%	28
School Library (K-12)		1.5%	3
Corporate Library		3.6%	7
Government Library/State Library		2.6%	5
Museum/Archive/Historical Society		1.0%	2
Law Library		2.0%	4
Medical/Health Science Library		3.1%	6
Any other Special Library		1.5%	3
Library School		1.0%	2
Library Consortium or System (NSLS, SEFLIN, PALS, etc.)		3.1%	6
Vendor		1.0%	2
I'm not employed		1.0%	2
Other (please specify)		8.2%	16
		answered question	196
		skipped question	0

9. What best describes the sort of work you do? Please choose the one that best describes what you do most often in your job. If none come close to fitting, please choose other and list your job title.

	Response Percent	Response Count
General Public Services	7.1%	14
Reference	14.3%	28
Instruction	2.6%	5
Outreach	1.0%	2
Subject Liaison	2.0%	4
Youth Services	6.1%	12
Access Services	1.5%	3
Circulation	2.6%	5
Information Delivery/ILL	1.0%	2





General Tech Services		1.5%	3
Cataloging		5.6%	11
Acquisitions/Collection Development		4.6%	9
Distance Learning		1.0%	2
Web Development		6.6%	13
Systems/IT		4.6%	9
Electronic Resources		5.1%	10
Computer Programming		0.5%	1
Instructional Technologies/Emerging Technologies		4.6%	9
Archivist/Records Manager		1.5%	3
Administrator		4.1%	8
Solo Librarian		5.1%	10
Member Services		0.5%	1
Consultant		2.6%	5
Professor		1.0%	2
Unemployed		0.0%	0
Other (please specify)		12.8%	25
		answered question	196
		skipped question	0

10. What point are you at in your career?

		Response Percent	Response Count
Library student		9.7%	19
New grad looking for a job		2.6%	5
Working less than 1 year in the profession		6.1%	12
Working in the profession for 1-3 years		21.4%	42
Working in the profession for 4-6 years		13.3%	26
Working in the profession for 7-10 years		15.8%	31
Working in the profession for 11-15 years		12.8%	25
Working in the profession for 16-20 years		2.6%	5
Working in the profession for more than 20 years		12.2%	24

 view	Other (please specify) 	3.6%	7
		answered question	196
		skipped question	0










11. Does your job require you to manage others?

	Response Percent	Response Count	
Yes, I am the direct supervisor of other professional/non-professional staff members 	31.3%	61	
No 	64.1%	125	
 view	Other (please specify) 	4.6%	9
		answered question	195
		skipped question	1




Show this Page Only

Page: Blog Demographics

12. How long have you had your primary blog?



	Response Percent	Response Count	
Less than 4 months 	11.2%	22	
4-8 months 	13.3%	26	
9 months – 1 year 	15.8%	31	
13 months to 2 years 	23.5%	46	
25 months to 3 years 	17.4%	34	
37 months to 4 years 	8.7%	17	
49 months to 5 years 	4.6%	9	
61 months to 6 years 	3.6%	7	
73 months to 7 years	0.5%	1	
More than 7 years 	1.5%	3	
		answered question	196
		skipped question	0

13. What software/service do you currently use to publish your primary blog?

	Response Percent	Response Count
Wordpress 	34.4%	67
Moveable Type 	3.1%	6
Blogger 	44.1%	86

Typepad		2.6%	5
LiveJournal		6.7%	13
MySpace		0.5%	1
Ning		0.0%	0
Self-designed/custom		1.5%	3
 view Other (please specify)		7.2%	14
		answered question	195
		skipped question	1



14. Do you blog anonymously?

		Response Percent	Response Count
Yes		24.6%	48
No		75.4%	147
		answered question	195
		skipped question	1

15. If your primary blog is not sponsored by your place of employment, do people at work know about your blog?

		Response Percent	Response Count
Yes		58.8%	104
No		20.3%	36
Not sure		20.9%	37
		answered question	177
		skipped question	19

16. Was this your first blog?

		Response Percent	Response Count
Yes		56.1%	110
No		43.9%	86
		answered question	196
		skipped question	0

17. When did you first start blogging?

		Response Percent	Response Count
1997 or earlier		1.5%	3
1998		1.0%	2

1999		2.6%	5
2000		4.1%	8
2001		8.7%	17
2002		5.6%	11
2003		12.2%	24
2004		14.3%	28
2005		17.4%	34
2006		21.9%	43
2007		10.7%	21
		answered question	196
		skipped question	0

18. Do you contribute to more than one blog?

		Response Percent	Response Count
Yes		70.9%	139
No		29.1%	57
		answered question	196
		skipped question	0

19. What type of blog(s) do you have? Please choose a single answer for each individual blog you have.

		Response Percent	Response Count
Personal blog (1 author)		74.5%	146
Collaborative personal blog (more than 1 author)		13.3%	26
Professional blog (1 author)		33.2%	65
Collaborative professional blog (more than 1 author)		20.9%	41
Internal staff blog		13.8%	27
Official library blog for patrons		19.9%	39
Official library blog for librarians (ALA TechSource Blog, PLA Blog, LITA Blog, etc.)		4.1%	8
Other (please specify)		8.7%	17
		answered question	196
		skipped question	0

20. Please choose the top three reasons why you blog.

		Response Percent	Response Count
To share ideas with others		66.2%	129
To record ideas for myself / to keep current		40.0%	78
To network / to become part of a community		36.9%	72
To reach out to patrons or clients		19.0%	37
For self-promotion / career advancement / make a name for myself		13.9%	27
To write / to develop my writing skills		25.1%	49
To process ideas / to clarify my thinking on certain issues		34.4%	67
To contribute to the profession		19.5%	38
No one else was writing about my specific topic / to represent the underrepresented		7.2%	14
To vent my frustrations		12.3%	24
Other (please specify)		5.6%	11
answered question			195
skipped question			1

21. Do you receive any revenue from blogging?

		Response Percent	Response Count
Yes, I get paid specifically to blog.		2.1%	4
Yes, I receive ad revenue.		4.1%	8
Yes, I earn revenue from licensing my blog content.		0.0%	0
I earn revenue from more than one of these means.		0.0%	0
No		91.3%	178
Other (please specify)		2.6%	5
answered question			195
skipped question			1

22. In addition to publishing content on your blog, do you publish in the professional literature? (Choose all that apply)

		Response Percent	Response Count
I have published in a local or state publication (not peer-reviewed)		23.7%	46

I have published in a small-readership publication with national or international readership (not peer-reviewed)		20.6%	40
I have published in a major national or international publication (not peer-reviewed)		16.0%	31
I have published in a peer-reviewed journal		18.6%	36
I have contributed a chapter to a published book		15.0%	29
I have written a published book (alone or with 1-2 other authors)		5.7%	11
No		45.4%	88
Other (please specify)		9.3%	18
		answered question	194
		skipped question	2

Show this Page Only

Page: Attitudes and Behaviors

23. What is the primary way that you read blog content?

		Response Percent	Response Count
I visit each blog individually		16.5%	32
I read blogs in a Web-based RSS aggregator (Bloglines, Google Reader, etc.)		71.1%	138
I read blogs in a desktop RSS aggregator (MS Outlook, Vienna, NetNewsWire, etc.)		6.7%	13
I read blogs on a personalized start page (Netvibes, MyYahoo!, Pageflakes, etc.)		4.6%	9
Other (please specify)		1.0%	2
		answered question	194
		skipped question	2

24. How many blogs are you subscribed to (or if you don't subscribe, how many do you follow)?

		Response Percent	Response Count
Less than 15		21.4%	42
16 to 40		27.6%	54
41 to 75		17.4%	34
76 to 100		8.7%	17

101 to 150		9.7%	19
151 to 200		5.6%	11
more than 200		9.7%	19
answered question			196
skipped question			0

25. What other social networking tools do you use to network with people in the profession (choose all that apply)?

		Response Percent	Response Count
Instant Messaging		59.5%	103
Wikis		53.2%	92
Flickr		48.0%	83
MySpace		27.2%	47
Facebook		48.6%	84
Twitter		19.7%	34
Ning		26.0%	45
LinkedIn		32.4%	56
Other (please specify)		13.3%	23
answered question			173
skipped question			23

26. How would you rate yourself on the following qualities?

	Definitely	Pretty-much	Somewhat	Barely	Not at all	N/A	Rating Average	Response Count
Open to change	56.6% (111)	34.7% (68)	8.2% (16)	0.0% (0)	0.0% (0)	0.5% (1)	1.51	196
Tech-savvy	36.2% (71)	41.8% (82)	19.4% (38)	2.0% (4)	0.5% (1)	0.0% (0)	1.89	196
A leader in innovation at my place of work	25.5% (50)	34.2% (67)	31.1% (61)	6.1% (12)	1.0% (2)	2.0% (4)	2.21	196
Happy at my job	0.0% (0)	0.0% (0)	73.0% (143)	18.9% (37)	8.2% (16)	0.0% (0)	3.35	196
answered question								196
skipped question								0

[Terms of Use](#) [Privacy Statement](#) [Opt Out/Opt In](#) [Contact Us](#)

Copyright ©1999-2007 SurveyMonkey.com. All Rights Reserved.

No portion of this site may be copied without the express written consent of SurveyMonkey.com. 35