



survey title:

2007 Survey of the Biblioblogosphere [Edit Title](#)

[design survey](#)

[collect responses](#)

[analyze results](#)

- [View Summary](#)
- [Browse Responses](#)
- [Filter Responses](#)
- [Download Responses](#)
- [Share Responses](#)



Response Summary

Active Filter: Under 24 [Edit Filter](#) [Unapply Filter](#)

Unfiltered Total: 839

Filtered Total: 17

[Show this Page Only](#)

Page: Introduction

1. What is your gender?

	Response Percent	Response Count
Female	52.9%	9
Male	47.1%	8
Other	0.0%	0
answered question		17
skipped question		0

2. What is your age?

	Response Percent	Response Count
Under 24	100.0%	17
24 to 30	0.0%	0
31 to 40	0.0%	0
41 to 50	0.0%	0
51 to 60	0.0%	0
Over 60	0.0%	0
answered question		17
skipped question		0

3. Where do you live?

	Response Percent	Response Count
Northeastern United States	35.3%	6
Southeastern United States	17.7%	3

Southwestern United States		5.9%	1
California		0.0%	0
Northwestern United States		0.0%	0
Midwestern United States		0.0%	0
Mountain States		0.0%	0
Non-Continental United States		0.0%	0
Eastern Canada		0.0%	0
Western Canada		0.0%	0
Middle of Canada		0.0%	0
Mexico and Central America		0.0%	0
Australia		0.0%	0
South America		5.9%	1
Western Europe and UK		23.5%	4
Eastern Europe		5.9%	1
Asia		5.9%	1
Africa		0.0%	0
Other (please specify)		0.0%	0
		answered question	17
		skipped question	0

4. What sort of area do you live in?

		Response Percent	Response Count
Large Urban Area		64.7%	11
Smaller Urban Area		5.9%	1
Suburban Area Near a Big City		17.7%	3
Suburban Area Not Near a Big City		0.0%	0
Rural Area		11.8%	2
Other (please specify)		0.0%	0
		answered question	17
		skipped question	0

5. Do you have an MLS, MLIS, MSIS, etc.?

		Response Percent	Response Count
Yes		11.8%	2
No		41.2%	7
Am in the process of earning it		47.1%	8

<i>answered question</i>	17
<i>skipped question</i>	0

6. Do you have any other advanced degrees (check all that apply)?

	Response Percent	Response Count
Masters in History	0.0%	0
Masters in English	0.0%	0
Masters in Education	0.0%	0
Masters in Social Work/Counseling/Psychology/etc.	0.0%	0
Masters in Computer Science	6.7%	1
MBA or MPA	0.0%	0
Other Masters	13.3%	2
Doctorate in Library Science	0.0%	0
Juris Doctorate	0.0%	0
Other Doctorate	0.0%	0
No other advanced degrees	80.0%	12
Other (please specify)	0.0%	0
<i>answered question</i>		15
<i>skipped question</i>		2

7. If you have an MLS, at what age did you (or will you) receive your degree in library science/librarianship/etc?

	Response Percent	Response Count
Under 25	88.9%	8
25 to 30	11.1%	1
31 to 40	0.0%	0
41 to 50	0.0%	0
51 to 60	0.0%	0
Over 60	0.0%	0
<i>answered question</i>		9
<i>skipped question</i>		8

8. What sort of setting do you work in?

	Response Percent	Response Count
Very Small Public Library (serving 10,000 or fewer)	5.9%	1

Small Public Library (serving 10,001 to 40,000)		11.8%	2
Medium-Sized Public Library (serving 40,001 to 99,999)		5.9%	1
Large Public Library (serving 100,000 and up)		0.0%	0
Small Academic Library (3,000 or fewer students)		0.0%	0
Medium-Sized Academic Library (3,001 to 15,000 students)		29.4%	5
Large Academic Library (more than 15,000 students)		17.7%	3
School Library (K-12)		0.0%	0
Corporate Library		0.0%	0
Government Library/State Library		5.9%	1
Museum/Archive/Historical Society		5.9%	1
Law Library		0.0%	0
Medical/Health Science Library		0.0%	0
Any other Special Library		0.0%	0
Library School		5.9%	1
Library Consortium or System (NSLS, SEFLIN, PALS, etc.)		0.0%	0
Vendor		0.0%	0
I'm not employed		11.8%	2
Other (please specify)		0.0%	0
answered question			17
skipped question			0

9. What best describes the sort of work you do? Please choose the one that best describes what you do most often in your job. If none come close to fitting, please choose other and list your job title.

	Response Percent	Response Count
General Public Services	0.0%	0
Reference		4
Instruction	0.0%	0
Outreach		1
Subject Liaison	0.0%	0
Youth Services	0.0%	0
Access Services	0.0%	0
Circulation		1
Information Delivery/ILL		1





General Tech Services		5.9%	1
Cataloging		0.0%	0
Acquisitions/Collection Development		0.0%	0
Distance Learning		0.0%	0
Web Development		11.8%	2
Systems/IT		11.8%	2
Electronic Resources		0.0%	0
Computer Programming		0.0%	0
Instructional Technologies/Emerging Technologies		0.0%	0
Archivist/Records Manager		11.8%	2
Administrator		0.0%	0
Solo Librarian		0.0%	0
Member Services		0.0%	0
Consultant		0.0%	0
Professor		0.0%	0
Unemployed		5.9%	1
Other (please specify)		11.8%	2
answered question			17
skipped question			0

10. What point are you at in your career?

		Response Percent	Response Count
Library student		52.9%	9
New grad looking for a job		5.9%	1
Working less than 1 year in the profession		5.9%	1
Working in the profession for 1-3 years		29.4%	5
Working in the profession for 4-6 years		0.0%	0
Working in the profession for 7-10 years		0.0%	0
Working in the profession for 11-15 years		0.0%	0
Working in the profession for 16-20 years		0.0%	0
Working in the profession for more than 20 years		0.0%	0

 view	Other (please specify) 	5.9%	1
		answered question	17
		skipped question	0








11. Does your job require you to manage others?

	Response Percent	Response Count	
Yes, I am the direct supervisor of other professional/non-professional staff members 	17.7%	3	
No 	70.6%	12	
 view Other (please specify) 	11.8%	2	
		answered question	17
		skipped question	0




Show this Page Only

Page: Blog Demographics

12. How long have you had your primary blog?

	Response Percent	Response Count	
Less than 4 months 	20.0%	3	
4-8 months 	13.3%	2	
9 months – 1 year 	20.0%	3	
13 months to 2 years 	13.3%	2	
25 months to 3 years 	20.0%	3	
37 months to 4 years 	6.7%	1	
49 months to 5 years	0.0%	0	
61 months to 6 years	0.0%	0	
73 months to 7 years	0.0%	0	
More than 7 years 	6.7%	1	
		answered question	15
		skipped question	2

13. What software/service do you currently use to publish your primary blog?

	Response Percent	Response Count
Wordpress 	33.3%	5
Moveable Type 	6.7%	1
Blogger 	33.3%	5

Typepad	0.0%	0
LiveJournal	13.3%	2
MySpace	6.7%	1
Ning	0.0%	0
Self-designed/custom	0.0%	0
Other (please specify)	6.7%	1
answered question		15
skipped question		2

14. Do you blog anonymously?

	Response Percent	Response Count
Yes	26.7%	4
No	73.3%	11
answered question		15
skipped question		2

15. If your primary blog is not sponsored by your place of employment, do people at work know about your blog?

	Response Percent	Response Count
Yes	69.2%	9
No	7.7%	1
Not sure	23.1%	3
answered question		13
skipped question		4

16. Was this your first blog?

	Response Percent	Response Count
Yes	46.7%	7
No	53.3%	8
answered question		15
skipped question		2

17. When did you first start blogging?

	Response Percent	Response Count
1997 or earlier	0.0%	0
1998	0.0%	0

1999		20.0%	3
2000		6.7%	1
2001		6.7%	1
2002		6.7%	1
2003		0.0%	0
2004		26.7%	4
2005		13.3%	2
2006		6.7%	1
2007		13.3%	2
answered question			15
skipped question			2

18. Do you contribute to more than one blog?

		Response Percent	Response Count
Yes		73.3%	11
No		26.7%	4
answered question			15
skipped question			2

19. What type of blog(s) do you have? Please choose a single answer for each individual blog you have.

		Response Percent	Response Count
Personal blog (1 author)		66.7%	10
Collaborative personal blog (more than 1 author)		6.7%	1
Professional blog (1 author)		26.7%	4
Collaborative professional blog (more than 1 author)		13.3%	2
Internal staff blog		6.7%	1
Official library blog for patrons		13.3%	2
Official library blog for librarians (ALA TechSource Blog, PLA Blog, LITA Blog, etc.)		0.0%	0
Other (please specify)		6.7%	1
answered question			15
skipped question			2

20. Please choose the top three reasons why you blog.




		Response Percent	Response Count
To share ideas with others		73.3%	11
To record ideas for myself / to keep current		60.0%	9
To network / to become part of a community		46.7%	7
To reach out to patrons or clients		6.7%	1
For self-promotion / career advancement / make a name for myself		20.0%	3
To write / to develop my writing skills		33.3%	5
To process ideas / to clarify my thinking on certain issues		13.3%	2
To contribute to the profession		6.7%	1
No one else was writing about my specific topic / to represent the underrepresented		13.3%	2
To vent my frustrations		13.3%	2
Other (please specify)		0.0%	0
answered question			15
skipped question			2

21. Do you receive any revenue from blogging?

		Response Percent	Response Count
Yes, I get paid specifically to blog.		0.0%	0
Yes, I receive ad revenue.		7.1%	1
Yes, I earn revenue from licensing my blog content.		0.0%	0
I earn revenue from more than one of these means.		0.0%	0
No		92.9%	13
Other (please specify)		0.0%	0
answered question			14
skipped question			3

22. In addition to publishing content on your blog, do you publish in the professional literature? (Choose all that apply)




		Response Percent	Response Count
I have published in a local or state publication (not peer-reviewed)		21.4%	3

I have published in a small-readership publication with national or international readership (not peer-reviewed)		7.1%	1
I have published in a major national or international publication (not peer-reviewed)		7.1%	1
I have published in a peer-reviewed journal		0.0%	0
I have contributed a chapter to a published book		0.0%	0
I have written a published book (alone or with 1-2 other authors)		0.0%	0
No		64.3%	9
Other (please specify)		0.0%	0
			answered question 14
			skipped question 3

Show this Page Only

Page: Attitudes and Behaviors

23. What is the primary way that you read blog content?

		Response Percent	Response Count
I visit each blog individually		26.7%	4
I read blogs in a Web-based RSS aggregator (Bloglines, Google Reader, etc.)		60.0%	9
I read blogs in a desktop RSS aggregator (MS Outlook, Vienna, NetNewsWire, etc.)		13.3%	2
I read blogs on a personalized start page (Netvibes, MyYahoo!, Pageflakes, etc.)		0.0%	0
Other (please specify)		0.0%	0
			answered question 15
			skipped question 2

24. How many blogs are you subscribed to (or if you don't subscribe, how many do you follow)?

		Response Percent	Response Count
Less than 15		26.7%	4
16 to 40		33.3%	5
41 to 75		6.7%	1
76 to 100		6.7%	1

101 to 150		13.3%	2
151 to 200		6.7%	1
more than 200		6.7%	1
answered question			15
skipped question			2

25. What other social networking tools do you use to network with people in the profession (choose all that apply)?

		Response Percent	Response Count
Instant Messaging		76.9%	10
Wikis		46.2%	6
Flickr		15.4%	2
MySpace		30.8%	4
Facebook		69.2%	9
Twitter		15.4%	2
Ning		30.8%	4
LinkedIn		15.4%	2
Other (please specify)		23.1%	3
answered question			13
skipped question			4

26. How would you rate yourself on the following qualities?

	Definitely	Pretty-much	Somewhat	Barely	Not at all	N/A	Rating Average	Response Count
Open to change	57.1% (8)	35.7% (5)	7.1% (1)	0.0% (0)	0.0% (0)	0.0% (0)	1.50	14
Tech-savvy	50.0% (7)	21.4% (3)	28.6% (4)	0.0% (0)	0.0% (0)	0.0% (0)	1.79	14
A leader in innovation at my place of work	35.7% (5)	28.6% (4)	28.6% (4)	7.1% (1)	0.0% (0)	0.0% (0)	2.07	14
Happy at my job	33.3% (5)	40.0% (6)	20.0% (3)	6.7% (1)	0.0% (0)	0.0% (0)	2.00	15
answered question								15
skipped question								2

[Terms of Use](#) [Privacy Statement](#) [Opt Out/Opt In](#) [Contact Us](#)

Copyright ©1999-2007 SurveyMonkey.com. All Rights Reserved.

No portion of this site may be copied without the express written consent of SurveyMonkey.com. 35